



香港弱智人士體育協會

Hong Kong Sports Association for the Mentally Handicapped

No.2, Lower Ground Floor, Lek Yuen Community Hall, Shatin, N.T., Hong Kong

Tel:(852) 2697 3731

Fax:(852)2601 2509

E-mail: adm@hksam.org.hk

香港新界沙田瀝源社區會堂地下 2 室 電話:(852)2697 3731 圖文傳真:(852)2601 2509 電郵:adm@hksam.org.hk

3<sup>rd</sup> INAS Global Games

## 第三屆國際智障人士體育聯盟環球運動會

意大利利古里亞 Liguria, Italy 26/09-03/10/2011

HKG Team ResultAthletics / 田徑

## 100M

初賽(H)/複賽(QF)/準決賽(SF)/決賽(F)

Name 姓名	Sex 性別	Results 成績	Ranking 排名	No. of participated athletes & countries 參賽運動員/國家數目
CHAN Man Kok 陳敏珩	F	12.98	1 <sup>st</sup>	14 pax / 10 countries
WU Ching Man 胡靜文	F	14.08	5 <sup>th</sup>	
YEUNG Lai Shan 楊麗珊	F	14.92	11 <sup>th</sup>	
CHAN Fu Sang 陳富生	M	11.80	10 <sup>th</sup>	21 pax / 14 countries
CHEUNG Che Wai 張志偉	M	11.68	7 <sup>th</sup>	
CHOW Chiu Keung 周招強	M	DNF	-	

## 200M

初賽(H)/複賽(QF)/準決賽(SF)/決賽(F)

Name 姓名	Sex 性別	Results 成績	Ranking 排名	No. of participated athletes & countries 參賽運動員/國家數目
CHAN Man Kok 陳敏珩	F	27.52	3 <sup>rd</sup>	14 pax / 11 countries

## 400M

初賽(H)/複賽(QF)/準決賽(SF)/決賽(F)

Name 姓名	Sex 性別	Results 成績	Ranking 排名	No. of participated athletes & countries 參賽運動員/國家數目
WONG Sze Yung 王思榕	M	57.29	18 <sup>th</sup>	22 pax / 15 countries

## 800M

初賽(H)/複賽(QF)/準決賽(SF)/決賽(F)

Name 姓名	Sex 性別	Results 成績	Ranking 排名	No. of participated athletes & countries 參賽運動員/國家數目
WONG Sze Yung 王思榕	M	2:15.05	19 <sup>th</sup>	20 pax / 12 countries

## Shot Put 推鉛球

初賽(H)/複賽(QF)/準決賽(SF)/決賽(F)

Name 姓名	Sex 性別	Results 成績	Ranking 排名	No. of participated athletes & countries 參賽運動員/國家數目
YEUNG Lai Shan 楊麗珊	F	8.52	10 <sup>th</sup>	14 pax / 13 countries

**Long Jump 跳遠**

初賽(H)/複賽(QF)/準決賽(SF)/決賽(F)

Name 姓名		Sex 性別	Results 成績	Ranking 排名	No. of participated athletes & countries 參賽運動員/國家數目
WU Ching Man	胡靜文	F	4.28	14 <sup>th</sup>	21 pax / 17 countries  32 pax / 15 countries
CHOW Chiu Keung	周招強	M	5.54	23 <sup>rd</sup>	
NG Sik Ming	吳錫明	M	5.64	22 <sup>nd</sup>	
WONG Mau Hom	黃茂坎	M	5.99	13 <sup>th</sup>	

**4 x 100M Relay 接力**

初賽(H)/複賽(QF)/準決賽(SF)/決賽(F)

Name 姓名		Sex 性別	Results 成績	Ranking 排名	No. of participated athletes & countries 參賽運動員/國家數目
CHAN Fu Sang	陳富生	M	44.71	3 <sup>rd</sup>	11 teams / 11 countries
CHEUNG Che Wai	張志偉				
CHOW Chiu Keung	周招強				
TANG Cheuk Man	鄧卓文				

**4 x 400M Relay 接力**

初賽(H)/複賽(QF)/準決賽(SF)/決賽(F)

Name 姓名		Sex 性別	Results 成績	Ranking 排名	No. of participated athletes & countries 參賽運動員/國家數目
CHAN Fu Sang	陳富生	M	3:40.19	9 <sup>th</sup>	10 teams / 10 countries
CHEUNG Che Wai	張志偉				
TANG Cheuk Man	鄧卓文				
WONG Mau Hom	黃茂坎				

**Swimming / 游泳****50M Freestyle 自由泳**

初賽(H)/複賽(QF)/準決賽(SF)/決賽(F)

Name 姓名	Sex 性別	Results 成績	Ranking 排名	No. of participated athletes & countries 參賽運動員/國家數目
CHOW Yuen Ying 周沅凝	F	31.64 (H) 32.40 (F)	8 <sup>th</sup>	26 pax / 18 countries

**200M Freestyle 自由泳**

初賽(H)/複賽(QF)/準決賽(SF)/決賽(F)

Name 姓名	Sex 性別	Results 成績	Ranking 排名	No. of participated athletes & countries 參賽運動員/國家數目
CHOW Yuen Ying 周沅凝	F	2:30.12 (H) 2:32.26 (F)	8 <sup>th</sup>	36 pax / 21 countries
LEUNG Shu Hang 梁舒恆	F	2:23.54 (H) 2:19.13 (F)	2 <sup>nd</sup>	
AU Kai Lun 歐榮麟	M	2:09.60 (H) 2:09.18 (F)	7 <sup>th</sup>	33 pax / 18 countries
CHAN Ching 陳正	M	2:20.64 (H)	25 <sup>th</sup>	
LEE Tsun Sang 李浚生	M	2:10.70 (H) 2:09.34 (F)	8 <sup>th</sup>	

**1500M Freestyle 自由泳**

初賽(H)/複賽(QF)/準決賽(SF)/決賽(F)

Name 姓名	Sex 性別	Results 成績	Ranking 排名	No. of participated athletes & countries 參賽運動員/國家數目
CHAN Ching 陳正	M	19:30.41 (F)	6 <sup>th</sup>	15 pax / 13 countries
LEE Tsun Sang 李浚生	M	18:15.15 (F)	3 <sup>rd</sup>	

**50M Breaststroke 蛙泳**

初賽(H)/複賽(QF)/準決賽(SF)/決賽(F)

Name 姓名	Sex 性別	Results 成績	Ranking 排名	No. of participated athletes & countries 參賽運動員/國家數目
LEUNG Shu Hang 梁舒恆	F	38.93 (H) 38.03 (F)	2 <sup>nd</sup>	14 pax / 11 countries
WONG Ka Chung 黃嘉聰	M	36.58 (H)	9 <sup>th</sup>	22 pax / 15 countries

**100M Breaststroke 蛙泳**

初賽(H)/複賽(QF)/準決賽(SF)/決賽(F)

Name 姓名	Sex 性別	Results 成績	Ranking 排名	No. of participated athletes & countries 參賽運動員/國家數目
CHOW Yuen Ying 周沅凝	F	1:33.74 (H)	10 <sup>th</sup>	29 pax / 20 countries
LEUNG Shu Hang 梁舒恆	F	1:25.03 (H) 1:21.43 (F)	2 <sup>nd</sup>	
AU Kai Lun 歐榮麟	M	1:17.24 (H) 1:15.09 (F)	4 <sup>th</sup>	31 pax / 18 countries
LEE Tsun Sang 李浚生	M	1:20.54 (H)	13 <sup>th</sup>	
WONG Ka Chung 黃嘉聰	M	1:17.08 (H) 1:17.19 (F)	7 <sup>th</sup>	

## 200M Breaststroke 蛙泳

初賽(H)/複賽(QF)/準決賽(SF)/決賽(F)

Name 姓名	Sex 性別	Results 成績	Ranking 排名	No. of participated athletes & countries 參賽運動員/國家數目
LEUNG Shu Hang 梁舒恆	F	3:09.86 (H) 2:51.90 (F)	1 <sup>st</sup>	20 pax / 13 countries
WONG Ka Chung 黃嘉聰	M	2:48.26 (H) 2:44.56 (F)	4 <sup>th</sup>	20 pax / 13 countries

## 50M Backstroke 背泳

初賽(H)/複賽(QF)/準決賽(SF)/決賽(F)

Name 姓名	Sex 性別	Results 成績	Ranking 排名	No. of participated athletes & countries 參賽運動員/國家數目
CHOW Yuen Ying 周沅凝	F	38.07 (H) 36.90 (F)	4 <sup>th</sup>	24 pax / 16 countries
TANG Chui Fan 鄧翠芬	F	40.08 (H) 39.59 (F)	7 <sup>th</sup>	
CHAN Ching 陳正	M	34.41 (H)	10 <sup>th</sup>	28 pax / 16 countries
CHAN Man Tung 陳敏冬	M	36.25 (H)	20 <sup>th</sup>	

## 100M Backstroke 背泳

初賽(H)/複賽(QF)/準決賽(SF)/決賽(F)

Name 姓名	Sex 性別	Results 成績	Ranking 排名	No. of participated athletes & countries 參賽運動員/國家數目
CHOW Yuen Ying 周沅凝	F	1:19.50 (H) 1:21.21 (F)	5 <sup>th</sup>	37 pax / 22 countries
LEUNG Shu Hang 梁舒恆	F	1:16.68 (H) 1:15.20 (F)	2 <sup>nd</sup>	
TANG Chui Fan 鄧翠芬	F	1:27.13 (H)	11 <sup>th</sup>	40 pax / 20 countries
AU Kai Lun 歐榮麟	M	1:10.09 (H)	10 <sup>th</sup>	
CHAN Man Tung 陳敏冬	M	1:09.74 (H)	9 <sup>th</sup>	
LEE Tsun Sang 李浚生	M	1:08.07 (H) 1:08.27 (F)	5 <sup>th</sup>	

## 200M Backstroke 背泳

初賽(H)/複賽(QF)/準決賽(SF)/決賽(F)

Name 姓名	Sex 性別	Results 成績	Ranking 排名	No. of participated athletes & countries 參賽運動員/國家數目
TANG Chui Fan 鄧翠芬	F	3:09.52 (H) 2:57.18 (F)	4 <sup>th</sup>	12 pax / 10 countries
CHAN Man Tung 陳敏冬	M	2:32.32 (H) 2:28.46 (F)	2 <sup>nd</sup>	12 pax / 9 countries

## 50M Butterfly 蝶泳

初賽(H)/複賽(QF)/準決賽(SF)/決賽(F)

Name 姓名	Sex 性別	Results 成績	Ranking 排名	No. of participated athletes & countries 參賽運動員/國家數目
TANG Chui Fan 鄧翠芬	F	36.36 (H) 36.24 (F)	7 <sup>th</sup>	16 pax / 13 countries
CHAN Ching 陳正	M	31.91 (H)	12 <sup>th</sup>	18 pax / 12 countries

**100M Butterfly 蝶泳**

初賽(H)/複賽(QF)/準決賽(SF)/決賽(F)

Name 姓名		Sex 性別	Results 成績	Ranking 排名	No. of participated athletes & countries 參賽運動員/國家數目
TANG Chui Fan	鄧翠芬	F	1:23.88 (H) 1:16.48 (F)	1 <sup>st</sup>	13 pax / 9 countries

**200M Butterfly 蝶泳**

初賽(H)/複賽(QF)/準決賽(SF)/決賽(F)

Name 姓名		Sex 性別	Results 成績	Ranking 排名	No. of participated athletes & countries 參賽運動員/國家數目
CHOW Yuen Ying	周沅凝	F	2:58.80 (H) 2:55.73 (F)	4 <sup>th</sup>	9 pax / 8 countries
TANG Chui Fan	鄧翠芬	F	3:02.82 (H) 2:48.17 (F)	2 <sup>nd</sup>	
AU Kai Lun	歐榮麟	M	2:20.90 (F)	1 <sup>st</sup>	7 pax / 6 countries
CHAN Ching	陳正	M	2:33.84 (F)	5 <sup>th</sup>	

**200M Individual Medley 個人四式**

初賽(H)/複賽(QF)/準決賽(SF)/決賽(F)

Name 姓名		Sex 性別	Results 成績	Ranking 排名	No. of participated athletes & countries 參賽運動員/國家數目
CHAN Ching	陳正	M	2:41.31 (H) 2:30.63 (F)	1 <sup>st</sup>	10 pax / 7 countries
WONG Ka Chung	黃嘉聰	M	2:36.08 (H) 2:30.71 (F)	2 <sup>nd</sup>	

**400M Individual Medley 個人四式**

初賽(H)/複賽(QF)/準決賽(SF)/決賽(F)

Name 姓名		Sex 性別	Results 成績	Ranking 排名	No. of participated athletes & countries 參賽運動員/國家數目
CHOW Yuen Ying	周沅凝	F	DQ	-	9 pax / 8 countries
LEUNG Shu Hang	梁舒恆	F	5:41.30 (H) 5:23.29 (F)	1 <sup>st</sup>	
AU Kai Lun	歐榮麟	M	5:05.89 (F)	1 <sup>st</sup>	8 pax / 6 countries
LEE Tsun Sang	李浚生	M	5:17.14 (F)	3 <sup>rd</sup>	

**4 x 50M Medley Relay 四式接力**

初賽(H)/複賽(QF)/準決賽(SF)/決賽(F)

Name 姓名		Sex 性別	Results 成績	Ranking 排名	No. of participated athletes & countries 參賽運動員/國家數目
AU Kai Lun	歐榮麟	M	2:08.47 (H)	4 <sup>th</sup>	9 teams / 9 countries
CHAN Ching	陳正		2:06.81 (F)		
CHAN Man Tung	陳敏冬				
LEE Tsun Sang	李浚生				

**4 x 100M Medley Relay 四式接力**

初賽(H)/複賽(QF)/準決賽(SF)/決賽(F)

Name 姓名		Sex 性別	Results 成績	Ranking 排名	No. of participated athletes & countries 參賽運動員/國家數目
AU Kai Lun	歐榮麟	M	4:39.20 (H)	3 <sup>rd</sup>	9 teams / 9 countries
CHAN Ching	陳正		4:33.25 (F)		
LEE Tsun Sang	李浚生				
WONG Ka Chung	黃嘉聰				

**Table Tennis / 乒乓球****Singles 單打** 32 強(Round of 32)/16 強(Round of 16)/複賽(QF)/準決賽(SF)/決賽(F)

Name 姓名	Sex 性別	Results 成績	Ranking 排名	No. of participated athletes & countries 參賽運動員/國家數目
LAI Wai Ling 黎惠玲	F	-	2 <sup>nd</sup>	26 pax /13 countries
WONG Ka Man 黃家汶	F	-	3 <sup>rd</sup>	
YEUNG Chi Ka 楊賜嘉	F	-	9 <sup>th</sup>	
LAM Hiu Kong 林曉光	M	-	H	51 pax /18 countries
MOK Chi Sing 莫志聲	M	-	14 <sup>th</sup>	
SO King Kwok 蘇京國	M	-	20 <sup>th</sup>	
WAN Kwok Ho 尹國豪	M	-	H	

**Doubles 雙打** 32 強(Round of 32)/16 強(Round of 16)/複賽(QF)/準決賽(SF)/決賽(F)

Name 姓名	Sex 性別	Results 成績	Ranking 排名	No. of participated athletes & countries 參賽運動員/國家數目
LAI Wai Ling 黎惠玲	F	-	1 <sup>st</sup>	8 pairs / 6 countries
WONG Ka Man 黃家汶				
SO King Kwok 蘇京國	M	-	Round of 16	21 pairs / 14 countries
MOK Chi Sing 莫志聲				
LAM Hiu Kong 林曉光	M	-	複賽 (QF)	
WAN Kwok Ho 尹國豪				

**Mixed Doubles 混雙** 32 強(Round of 32)/16 強(Round of 16)/複賽(QF)/準決賽(SF)/決賽(F)

Name 姓名	Sex 性別	Results 成績	Ranking 排名	No. of participated athletes & countries 參賽運動員/國家數目
LAI Wai Ling 黎惠玲	-	-	1 <sup>st</sup>	23 pairs / 12 countries
MOK Chi Sing 莫志聲				
WONG Ka Man 黃家汶	-	-	複賽 (QF)	
SO King Kwok 蘇京國				
YEUNG Chi Ka 楊賜嘉	-	-	Round of 16	
LAM Hiu Kong 林曉光				

**Team 團體** 32 強(Round of 32)/16 強(Round of 16)/複賽(QF)/準決賽(SF)/決賽(F)

Name 姓名	Sex 性別	Results 成績	Ranking 排名	No. of participated athletes & countries 參賽運動員/國家數目
LAI Wai Ling 黎惠玲	F	-	1 <sup>st</sup>	6 teams / 6 countries
WONG Ka Man 黃家汶				
YEUNG Chi Ka 楊賜嘉				
LAM Hiu Kong 林曉光	M	-	Round of 16	11 teams / 11 countries
MOK Chi Sing 莫志聲				
SO King Kwok 蘇京國				
WAN Kwok Ho 尹國豪				

**Rowing / 賽艇****500M Indoor Rowing 室內賽艇**

初賽(H)/複賽(QF)/準決賽(SF)/決賽(F)

Name 姓名		Sex 性別	Results 成績	Ranking 排名	No. of participated athletes & countries 參賽運動員/國家數目
LAM King Shan	林景珊	F	1:59.10	5 <sup>th</sup>	9 pax / 4 countries
LIU Wang Sin	廖宏倩	F	1:58.40	3 <sup>rd</sup>	
SZETO Tung Chun	司徒東峻	M	1:36.60	6 <sup>th</sup>	16 pax / 5 countries
TSUI Kwok Man	徐國文	M	1:35.40	5 <sup>th</sup>	

**1000M Indoor Rowing 室內賽艇**

初賽(H)/複賽(QF)/準決賽(SF)/決賽(F)

Name 姓名		Sex 性別	Results 成績	Ranking 排名	No. of participated athletes & countries 參賽運動員/國家數目
LAM King Shan	林景珊	F	4:08.30	3 <sup>rd</sup>	9 pax / 4 countries
LIU Wang Sin	廖宏倩	F	4:03.40	2 <sup>nd</sup>	
SZETO Tung Chun	司徒東峻	M	3:24.90	3 <sup>rd</sup>	14 pax / 4 countries
TSUI Kwok Man	徐國文	M	3:21.10	1 <sup>st</sup>	

**4 x 500M Indoor Rowing 室內賽艇**

初賽(H)/複賽(QF)/準決賽(SF)/決賽(F)

Name 姓名		Sex 性別	Results 成績	Ranking 排名	No. of participated athletes & countries 參賽運動員/國家數目
LAM King Shan	林景珊	-	7:16.10	2 <sup>nd</sup>	4 teams / 3 countries
LIU Wang Sin	廖宏倩				
SZETO Tung Chun	司徒東峻				
TSUI Kwok Man	徐國文				

**4 x 1000M Indoor Rowing 室內賽艇**

初賽(H)/複賽(QF)/準決賽(SF)/決賽(F)

Name 姓名		Sex 性別	Results 成績	Ranking 排名	No. of participated athletes & countries 參賽運動員/國家數目
LAM King Shan	林景珊	-	15:10.10	2 <sup>nd</sup>	4 team / 3 countries
LIU Wang Sin	廖宏倩				
SZETO Tung Chun	司徒東峻				
TSUI Kwok Man	徐國文				

**\*ID Mix4+ 1000M 肢全智障組 4 人混合艇 1000 米**

初賽(H)/複賽(QF)/準決賽(SF)/決賽(F)

Name 姓名		Sex 性別	Results 成績	Ranking 排名	No. of participated athletes & countries 參賽運動員/國家數目
LAM King Shan	林景珊	-	5:09.67	1 <sup>st</sup>	4 team / 4 countries
LIU Wang Sin	廖宏倩				
SZETO Tung Chun	司徒東峻				
TSUI Kwok Man	徐國文				

\* Promotional Event

**Medal Tally / 獎牌**

		金 Gold	銀 Sliver	銅 Bronze	合計 sub-total		
1	Athletics 田徑	1	0	2	1 金	0 銀	2 銅
2	Swimming 游泳	6	7	3	6 金	7 銀	3 銅
3	Table Tennis 乒乓球	3	1	1	3 金	1 銀	1 銅
4	Rowing 賽艇	1	3	3	1 金	3 銀	3 銅
	<b>Grand total 總計</b>	<b>11</b>	<b>11</b>	<b>9</b>	<b>11 金</b>	<b>11 銀</b>	<b>9 銅</b>

## 8th INAS WORLD ATHLETICS CHAMPIONSHIPS 3rd GLOBAL GAMES - LIGURIA 2011

### Results Risultati

RANK	BIB	SURNAME & NAME	NAT	BORN	TEAM	LANE	REACT	TIME	POINTS
CLS	PET	COGNOME E NOME		ANNO	SOCIETA'	GRS	REAZ	TEMPO	PUNTI



### 100 m - WOMEN 100 m - DONNE

	WR	11.91
	GR	12.04

### Final Finale

### Final Finale

(Wind: 0.0 m/s)

1	15	CHAN Man Kok	HKG	1988	HONG-KONG	6		12.98	
2	3	SCHWEITZER Stephanie	AUS	1992	AUSTRALIA	4		13.37	
3	36	VERDONK Marianne	NED	1986	NETHERLANDS	5		13.45	
4	46	CERQUEIRA Raquel	POR	1983	PORTUGAL	3		13.50	
5	16	WU Ching Man	HKG	1985	HONG-KONG	8		14.08	
6	27	JUDAI Akane	JPN	1991	JAPAN	1		14.35	
7	8	SKUHROVSKA Veronika	CZE	1995	CZECH REPUBLIC	7		14.43	
8	1	DOYLE Taylor	AUS	1992	AUSTRALIA	2		14.82	

Issued: 30/09/2011 at 18:22

#### Legend

DISQ = Disqualified  
DNF = Did Not Finish

DNS = Did Not Start  
Fn = False Start

Imperia, 30/09-03/10/11

GLV-ASF.3.4.1 / 1

Elaborazione Dati e Cronometraggio a cura della FEDERAZIONE ITALIANA CRONOMETRISTI

## 8th INAS WORLD ATHLETICS CHAMPIONSHIPS 3rd GLOBAL GAMES - LIGURIA 2011

### Results Risultati

RANK	BIB	SURNAME & NAME	NAT	BORN	TEAM	LANE	REACT	TIME	POINTS
CLS	PET	COGNOME E NOME	ANNO	SOCIETA'		CRS	REAZ	TEMPO	PUNTI



### 100 m - WOMEN 100 m - DONNE

WR 11.91  
GR 12.04

### First Round Qualificazioni

#### Heat 1 of 2 Batteria 1 di 2

(Wind: -1.8 m/s)

1	36	VERDONK Marianne	NED	1986	NETHERLANDS	7		13.61	Q
2	46	CERQUEIRA Raquel	POR	1983	PORTUGAL	4		13.62	Q
3	16	WU Ching Man	HKG	1985	HONG-KONG	5		13.97	Q
4	1	DOYLE Taylor	AUS	1992	AUSTRALIA	6		14.58	q
5	17	YEUNG Lai Shan	HKG	1991	HONG-KONG	2		14.93	
6	60	CILOGLU Yasemin	TUR	1993	TURKEY	1		15.02	
7	70	CHACIN Elsa	VEN	1988	VENEZUELA	3		15.16	

Qualification: First 3 in each heat (Q) and 2 fastest (q) to Final

Issued: 30/09/2011 at 11:09

#### Heat 2 of 2 Batteria 2 di 2

(Wind: -1.6 m/s)

1	15	CHAN Man Kok	HKG	1988	HONG-KONG	6		13.38	Q
2	3	SCHWEITZER Stephanie	AUS	1992	AUSTRALIA	5		13.55	Q
3	8	SKUHROVSKA Veronika	CZE	1995	CZECH REPUBLIC	4		14.29	Q
4	27	JUDAI Akane	JPN	1991	JAPAN	2		14.73	q
5	12	DURBIDGE Holly	GRB	1993	GREAT BRITAIN	7		14.86	
6	2	PARDY Ella	AUS	1990	AUSTRALIA	3		14.92	
7	11	VALETTE Emma	FRA		FRANCE	1		15.04	

Qualification: First 3 in each heat (Q) and 2 fastest (q) to Final

Issued: 30/09/2011 at 11:11

#### Legend

DISQ = Disqualified  
DNF = Did Not Finish

DNS = Did Not Start  
Fn = False Start

Imperia, 30/09-03/10/11

Elaborazione Dati e Cronometraggio a cura della FEDERAZIONE ITALIANA CRONOMETRISTI

CLV-ASF.3.1.1 / 1

## 8th INAS WORLD ATHLETICS CHAMPIONSHIPS 3rd GLOBAL GAMES - LIGURIA 2011

### Results Risultati

RANK	BIB	SURNAME & NAME	NAT	BORN	TEAM	LANE	REACT	TIME	POINTS
CLS	PET	COGNOME E NOME		ANNO	SOCIETA'	GRS	REAZ	TEMPO	PUNTI



### 100 m - MEN 100 m - UOMINI

WR  
GR 10.68  
10.68

### First Round Qualificazioni

#### Heat 1 of 3 Batteria 1 di 3

(Wind: +1.1 m/s)

1	114	TALIC Zoran	CRO	1990	CROATIA	3		11.11	Q
2	159	KOUTIKI TSILULU Ruud Lor	ITA	1989	ITALIA	6		11.20	Q
3	237	PIRELA Edixon	VEN	1981	VENEZUELA	2		11.50	q
4	129	COULIBALY Abdoulaye	FRA	1984	FRANCE	4		11.62	q
5	178	CEGLAREK Raface	POL	1989	POLAND	7		11.68	
6	143	CHEUNG Che Wai	HKG	1982	HONG-KONG	1		11.68	
7	164	KITAMURA Ryota	JPN	1989	JAPAN	5		12.05	

*Qualification: First 2 in each heat (Q) and 2 fastest (q) to Final*

*Issued: 30/09/2011 at 10:24*

#### Heat 2 of 3 Batteria 2 di 3

(Wind: +2.3 m/s)

1	156	TAROMI Kambiz	IRI	1988	IRAN	3		11.16	Q
2	209	MUNSI LELO Quency	SWE	1994	SWEDEN	2		11.69	Q
3	142	CHAN Fu Sang	HKG	1977	HONG-KONG	7		11.80	
4	131	MAILLARD Sebastien	FRA	1984	FRANCE	4		11.90	
	234	MARTINEZ Juan	VEN	1992	VENEZUELA	5		11.93	
6	141	SIMPONS James	GBR	1991	GREAT BRITAIN	1		12.09	
7	208	LID,N Kim	SWE	1991	SWEDEN	6		12.25	

*Qualification: First 2 in each heat (Q) and 2 fastest (q) to Final*

*Issued: 30/09/2011 at 10:35*

#### Heat 3 of 3 Batteria 3 di 3

(Wind: -0.2 m/s)

1	169	NISHIMORI Takuma	JPN	1990	JAPAN	5		11.78	Q
2	187	CUNHA Lenine	POR	1982	PORTUGAL	3		11.89	Q
3	111	SENA Rafael De	BRA	1988	BRAZIL	4		12.07	

#### Legend

DISQ = Disqualified  
DNF = Did Not Finish

DNS = Did Not Start  
Fn = False Start

Imperia, 30/09-03/10/11

Elaborazione Dati e Cronometraggio a cura della FEDERAZIONE ITALIANA CRONOMETRISTI

CLV-ASM.3.1.1/1



RANK	BIB	SURNAME & NAME	NAT	BORN	TEAM	LANE	REACT	TIME	POINTS
CLS	PET	COGNOME E NOME		ANNO	SOCIETA'	CRS	REAZ	TEMPO	PUNTI
4	218	YAPAN Abidin	TUR	1991	TURKEY			12.21	
5	136	TAILLANDIER Jerome	FRA	1986	FRANCE	2		12.28	
6	173	LEI Man Kit	MAC	1980	MACAU	6		14.27	
		NOT CLASSIFIED							
	144	CHOW Chiu Keung	HKG	1987	HONG-KONG	7			
						1		RIT	

Qualification: First 2 in each heat (Q) and 2 fastest (q) to Final

Issued: 30/09/2011 at 10:42

Legend

DISQ = Disqualified  
DNF = Did Not Finish

DNS = Did Not Start  
Fn = False Start

Imperia, 30/09-03/10/11

CLV-ASM.3.1.1 / 2

Elaborazione Dati e Cronometraggio a cura della FEDERAZIONE ITALIANA CRONOMETRISTI

## 8th INAS WORLD ATHLETICS CHAMPIONSHIPS 3rd GLOBAL GAMES - LIGURIA 2011

### Results Risultati

RANK	BIB	SURNAME & NAME	NAT	BORN	TEAM	LANE	REACT	TIME	POINTS
CLS	PET	COGNOME E NOME	ANNO	SOCIETA'	CRS	REAZ	TEMPO	PUNTI	

### 200 m - WOMEN 200 m - DONNE

WR  
GR 25.01  
25.25



### Final Finale

### Final Finale

(Wind: -1.1 m/s)

1	64	IEZLOVETSKA Natalia	UKR	1983	UKRAINE	3		26.61	
2	66	KOBYLYATSKA Nataliya	UKR	1984	UKRAINE	5		27.33	
3	15	CHAN Man Kok	HKG	1988	HONG-KONG	4		27.52	
4	36	VERDONK Marianne	NED	1986	NETHERLANDS	6		27.86	
5	3	SCHWEITZER Stephanie	AUS	1992	AUSTRALIA	7		27.90	
6	46	CERQUEIRA Raquel	POR	1983	PORTUGAL	8		28.30	
7	14	RYAN Claire	GBR	1979	GREAT BRITAIN	1		29.20	
NOT CLASSIFIED						2		NP	
	57	YDSTROM Stephanie	SWE	1992	SWEDEN				

Measurement: Start time:15:20

Issued: 03/10/2011 at 15:34

#### Legend

DISQ = Disqualified  
DNF = Did Not Finish

DNS = Did Not Start  
Fn = False Start

02 15,39

CLV-ASF4.4.1 / 1

Imperia, 30/09-03/10/11

Elaborazione Dati e Cronometraggio a cura della FEDERAZIONE ITALIANA CRONOMETRISTI

## 8th INAS WORLD ATHLETICS CHAMPIONSHIPS 3rd GLOBAL GAMES - LIGURIA 2011

### Summary Riepilogo

RANK	BIB	SURNAME & NAME	NAT	BORN	TEAM	HEAT	LANE	RANK	TIME	POINTS
CLS	PET	COGNOME E NOME		ANNO	SOCIETA'	BATT	GRS	POS	TEMPO	PUNTI



### 200 m - WOMEN 200 m - DONNE

WR	25.01
GR	25.25

### First Round Qualificazioni

#### Summary

1	64	IEZLOVETSKA Natalia	UKR	1988	UKRAINE	1	3	1	26.67	Q
2	36	VERDONK Marianne	NED	1986	NETHERLANDS	1	5	2	27.50	Q
3	15	CHAN Man Kok	HKG	1988	HONG-KONG	2	6	1	27.56	Q
4	66	KOBYLYATSKA Nataliya	UKR	1984	UKRAINE	2	5	2	27.60	Q
5	3	SCHWEITZER Stephanie	AUS	1992	AUSTRALIA	1	6	3	27.87	Q
6	46	CERQUEIRA Raquel	POR	1983	PORTUGAL	2	2	3	28.14	Q
7	57	YDSTROM Stephanie	SWE	1992	SWEDEN	2	7	4	28.65	q
8	14	RYAN Claire	GBR	1979	GREAT BRITAIN	2	4	5	29.45	q
9	21	KERESZTESI Erika	HUN	1987	HUNGARY	1	2	4	29.75	
10	2	PARDY Ella	AUS	1990	AUSTRALIA	2	3	6	30.46	
11	11	VALETTE Emma	FRA		FRANCE	1	1	5	30.53	
12	60	CILOGLU Yasemin	TUR	1993	TURKEY	1	7	6	32.34	
13	70	CHACIN Elsa	VEN	1988	VENEZUELA	2	1	7	33.21	
14	1	DOYLE Taylor	AUS	1992	AUSTRALIA	1	4	7	34.87	

Qualification: First 3 in each heat (Q) and 2 fastest (q) to Final

#### Legend

DISQ = Disqualified  
DNF = Did Not Finish

DNS = Did Not Start  
Fn = False Start

Imperia, 30/09-03/10/11

RPV-ASF.4.1.0 / 1

Elaborazione Dati e Cronometraggio a cura della FEDERAZIONE ITALIANA CRONOMETRISTI

# Liguria 2011 24 SETTEMBRE • 4 OTTOBRE

## 8th INAS WORLD ATHLETICS CHAMPIONSHIPS 3rd GLOBAL GAMES - LIGURIA 2011

### Results Risultati

RANK	BIB	SURNAME & NAME	NAT	BORN	TEAM	LANE	REACT	TIME	POINTS
CLS	PET	COGNOME E NOME		ANNO	SOCIETA'	GRS	REAZ	TEMPO	PUNTI



### 200 m - WOMEN 200 m - DONNE

WR	25.01
GR	25.25

### First Round Qualificazioni

#### Heat 1 of 2 Batteria 1 di 2

(Wind: -2.2 m/s)

1	64	IEZLOVETSKA Natalia	UKR	1983	UKRAINE	3		26.67	Q
2	36	VERDONK Marianne	NED	1986	NETHERLANDS	5		27.50	Q
3	3	SCHWEITZER Stephanie	AUS	1992	AUSTRALIA	6		27.87	Q
4	21	KERESZTESI Erika	HUN	1987	HUNGARY	2		29.75	
5	11	VALETTE Emma	FRA	1987	FRANCE	1		30.53	
6	60	CILOGLU Yasemin	TUR	1993	TURKEY	7		32.34	
7	1	DOYLE Taylor	AUS	1992	AUSTRALIA	4		34.87	

Qualification: First 3 in each heat (Q) and 2 fastest (q) to Final

Measurement: Start time:14:58

Issued: 02/10/2011 at 15:13

#### Heat 2 of 2 Batteria 2 di 2

(Wind: -1.6 m/s)

1	15	CHAN Man Kok	HKG	1988	HONG-KONG	6		27.56	Q
2	66	KOBYLYATSKA Nataliya	UKR	1984	UKRAINE	5		27.60	Q
3	46	CERQUEIRA Raquel	POR	1983	PORTUGAL	2		28.14	Q
4	57	YDSTROM Stephanie	SWE	1992	SWEDEN	7		28.65	q
5	14	RYAN Claire	GBR	1979	GREAT BRITAIN	4		29.45	q
6	2	PARDY Ella	AUS	1990	AUSTRALIA	3		30.46	
7	70	CHACIN Elsa	VEN	1988	VENEZUELA	1		33.21	

Qualification: First 3 in each heat (Q) and 2 fastest (q) to Final

Measurement: Start time:15:05

Issued: 02/10/2011 at 15:24

#### Legend

DISQ = Disqualified  
DNF = Did Not Finish

DNS = Did Not Start  
Fn = False Start

Imperia, 30/09-03/10/11

CLV-ASF.4.1.2 / 1

Elaborazione Dati e Cronometraggio a cura della FEDERAZIONE ITALIANA CRONOMETRISTI

8th INAS WORLD ATHLETICS CHAMPIONSHIPS  
3rd GLOBAL GAMES - LIGURIA 2011Summary  
Riepilogo

RANK	BIB	SURNAME & NAME	NAT	BORN	TEAM	HEAT	LANE	RANK	TIME	POINTS
CLS	PET	COGNOME E NOME	ANNO	SOCIETA'	BATT	CRS	POS	TEMPO	PUNTI	

400 m - MEN  
400 m - UOMINIWR 46.72  
GR 48.95First Round  
Qualificazioni

## Summary

1	186	BARBOSA Gracelino	POR	1985	PORTUGAL	2	4	1	50.31	Q
2	119	RODRIGUEZ Dionibel	ESP	1991	SPAIN	2	6	2	51.34	Q
3	108	DA SILVA Wagner Pereira	BRA	1982	BRAZIL	2	5	3	51.86	q
4	237	PIRELA Edixon	VEN	1981	VENEZUELA	2	8	4	51.86	q
5	202	LEGODI Ishmael	RSA	1984	SOUTH AFRICA	1	2	1	52.60	Q
6	226	MURRAY Michael	USA	1991	UNITED STATES	3	7	1	52.66	Q
7	179	DROGI Łukasz	POL	1987	POLAND	1	1	2	53.35	Q
8	109	DI RADO Thiago Vinicius	BRA	1984	BRAZIL	3	1	2	53.46	Q
9	167	MURATA Takaya	JPN	1987	JAPAN	3	2	3	54.22	
10	118	PALOMO Ruiz Alberto	ESP	1991	SPAIN	1	5	3	54.26	
11	231	CARRILLO Silvio	VEN	1992	VENEZUELA	1	4	4	54.28	
12	193	MONTEIRO Antonio	POR	1985	PORTUGAL	3	5	4	54.41	
13	177	SCHOUTEN Bjorn	NED	1991	NETHERLANDS	3	4	5	54.55	
14	222	ONUFRIENKO Andriy	UKR	1983	UKRAINE	3	3	6	54.65	
15	149	ALIABADI Hamid	IRI	1981	IRAN	2	2	5	55.58	
16	101	FOSTER Timothy	AUS	1993	AUSTRALIA	2	7	6	56.07	
17	113	JELIC Goran	CRO	1995	CROATIA	3	6	7	56.41	
18	148	WONG Sze Yung	HKG	1992	HONG-KONG	1	8	5	57.29	
19	170	YAMANOUCHI Yusuke	JPN	1988	JAPAN	2	3	7	57.74	
20	103	MATHEWS Andrew	AUS	1985	AUSTRALIA	1	6	6	58.83	
21	107	COLUCCI Josdir Da Silva	BRA	1988	BRAZIL	1	7	7	58.89	
22	216	KUDAL Mustafa	TUR	1984	TURKEY	2	1	8	1:04.33	

Qualification: First 2 in each heat (Q) and 2 fastest (q) to Final

## Legend

DISQ = Disqualified  
DNF = Did Not FinishDNS = Did Not Start  
Fn = False Start

Imperia, 30/09-03/10/11

RPV-ASM.5.1.0/1

Elaborazione Dati e Cronometraggio a cura della FEDERAZIONE ITALIANA CRONOMETRISTI

## 8th INAS WORLD ATHLETICS CHAMPIONSHIPS 3rd GLOBAL GAMES - LIGURIA 2011

### Results Risultati

RANK	BIB	SURNAME & NAME	NAT	BORN	TEAM	LANE	REACT	TIME	POINTS
CLS	PET	COGNOME E NOME		ANNO	SOCIETA'	CRS	REAZ	TEMPO	PUNTI



### 400 m - MEN 400 m - UOMINI

WR 46.72  
GR 48.95

### First Round Qualificazioni

#### Heat 1 of 3 Batteria 1 di 3

1	202	LEGODI Ishmael	RSA	1984	SOUTH AFRICA	2		52.60	Q
2	179	DROGI Łukasz	POL	1987	POLAND	1		53.35	Q
3	118	PALOMO Ruiz Alberto	ESP	1991	SPAIN	5		54.26	
4	231	CARRILLO Silvio	VEN	1992	VENEZUELA	4		54.28	
5	148	WONG Sze Yung	HKG	1992	HONG-KONG	8		57.29	
6	103	MATHEWS Andrew	AUS	1985	AUSTRALIA	6		58.83	
7	107	COLUCCI Josdir Da Silva	BRA	1988	BRAZIL	7		58.89	

Qualification: First 2 in each heat (Q) and 2 fastest (q) to Final

Issued: 30/09/2011 at 15:35

#### Heat 2 of 3 Batteria 2 di 3

1	186	BARBOSA Gracelino	POR	1985	PORTUGAL	4		50.31	Q
2	119	RODRIGUEZ Dionibel	ESP	1991	SPAIN	6		51.34	Q
3	108	DA SILVA Wagner Pereira	BRA	1982	BRAZIL	5		51.86	q
	237	PIRELA Edixon	VEN	1981	VENEZUELA	8		51.86	q
5	149	ALIABADI Hamid	IRI	1981	IRAN	2		55.58	
6	101	FOSTER Timothy	AUS	1993	AUSTRALIA	7		56.07	
7	170	YAMANOUCHI Yusuke	JPN	1988	JAPAN	3		57.74	
8	216	KUDAL Mustafa	TUR	1984	TURKEY	1		1:04.33	

Qualification: First 2 in each heat (Q) and 2 fastest (q) to Final

Issued: 30/09/2011 at 15:48

#### Heat 3 of 3 Batteria 3 di 3

1	226	MURRAY Michael	USA	1991	UNITED STATES	7		52.66	Q
2	109	DI RADO Thiago Vinicius	BRA	1984	BRAZIL	1		53.46	Q

#### Legend

DISQ = Disqualified  
DNF = Did Not Finish

DNS = Did Not Start  
Fn = False Start

Imperia, 30/09-03/10/11

CLV-ASM.5.1.1 / 1

Elaborazione Dati e Cronometraggio a cura della FEDERAZIONE ITALIANA CRONOMETRISTI



**Governo Regionale**  
Liguria  
Ufficio per lo Sport



RANK	BIB	SURNAME & NAME	NAT	BORN	TEAM	LANE	REACT	TIME	POINTS
CLS	PET	COGNOME E NOME		ANNO	SOCIETA'	CRS	REAZ	TEMPO	PUNTI
3	167	MURATA Takaya	JPN	1987	JAPAN	2		54.22	
4	193	MONTEIRO Antonio	POR	1985	PORTUGAL	5		54.41	
5	177	SCHOUTEN Bjorn	NED	1991	NETHERLANDS	4		54.55	
6	222	ONUFRIENKO Andriy	UKR	1983	UKRAINE	3		54.65	
7	113	JELIC Goran	CRO	1995	CROATIA	8		56.41	

Qualification: First 2 in each heat (Q) and 2 fastest (q) to Final

Issued: 30/09/2011 at 15:49

**Legend**

DISQ = Disqualified  
DNF = Did Not Finish

DNS = Did Not Start  
Fn = False Start

Imperia, 30/09-03/10/11

CLV-ASM.5.1.1 / 2

Elaborazione Dati e Cronometraggio a cura della FEDERAZIONE ITALIANA CRONOMETRISTI

**Liguria 2011** 24 SETTEMBRE - 4 OTTOBRE



## 8th INAS WORLD ATHLETICS CHAMPIONSHIPS 3rd GLOBAL GAMES - LIGURIA 2011

### Summary Riepilogo

RANK	BIB	SURNAME & NAME	NAT	BORN	TEAM	HEAT	LANE	RANK	TIME	POINTS
CLS	PET	COGNOME E NOME		ANNO	SOCIETA'	BATT	CRS	POS	TEMPO	PUNTI



### 800 m - MEN 800 m - UOMINI

WR	1:49.91
GR	1:57.17

### First Round Qualificazioni

#### Summary

1	226	MURRAY Michael	USA	1991	UNITED STATES	3	7	1	1:59.04	Q
2	185	PEK Daniel	POL	1991	POLAND	1	5	1	1:59.24	Q
3	133	PICARD Vincent	FRA	1982	FRANCE	1	4	2	1:59.53	Q
4	140	MORRIS Stephen	GBR	1988	GREAT BRITAIN	1	1	3	1:59.80	q
5	212	AJLANI Bilel	TUN	1983	TUNISIA	3	4	2	2:00.35	Q
6	102	GILBERT Paul	AUS	1992	AUSTRALIA	1	6	4	2:01.01	q
7	190	FREITAS Samuel	POR	1991	PORTUGAL	3	2	3	2:01.63	
8	182	KORC Rafac	POL	1982	POLAND	2	1	1	2:01.82	Q
9	224	SHCHERBYNA Viktor	UKR	1986	UKRAINE	2	7	2	2:01.87	Q
10	168	NAKAGAWA Daisuke	JPN	1990	JAPAN	3	6	4	2:02.11	
11	204	RASEJAKATE Pesa	RSA	1988	SOUTH AFRICA	1	8	5	2:02.31	
12	232	GUTIERREZ Jovito	VEN	1987	VENEZUELA	1	2	6	2:02.37	
13	161	ISHII Kuniaki	JPN	1985	JAPAN	2	2	3	2:02.64	
14	130	JEGO Nicolas	FRA	1979	FRANCE	2	4	4	2:04.82	
15	165	KOBAYASHI Keiya	JPN	1992	JAPAN	1	7	7	2:05.65	
16	139	MILLER Owen	GBR	1991	GREAT BRITAIN	3	5	5	2:08.90	
17	180	JACIUK Sylwester	POL	1993	POLAND	3	1	6	2:10.08	
18	104	SEMMENS Andrew	AUS	1993	AUSTRALIA	2	3	5	2:10.63	
19	148	WONG Sze Yung	HKG	1992	HONG-KONG	2	5	6	2:15.05	
NOT CLASSIFIED										
	106	BORGES Ewanilton	BRA	1988	BRAZIL	3	3			RIT
	149	ALIABADI Hamid	IRI	1981	IRAN	1	3			RIT

Qualification: First 2 in each heat (Q) and 2 fastest (q) to Final

#### Legend

DISQ = Disqualified  
DNF = Did Not Finish

DNS = Did Not Start  
Fn = False Start

Imperia, 30/09-03/10/11

RPV-ASM.6.1.0 / 1

Elaborazione Dati e Cronometraggio a cura della FEDERAZIONE ITALIANA CRONOMETRISTI

# Liguria 2011 24 SETTEMBRE - 4 OTTOBRE

## 8th INAS WORLD ATHLETICS CHAMPIONSHIPS 3rd GLOBAL GAMES - LIGURIA 2011

### Results Risultati

RANK	BIB	SURNAME & NAME	NAT	BORN	TEAM	LANE	REACT	TIME	POINTS
CLS	PET	COGNOME E NOME		ANNO	SOCIETA'	CRS	REAZ	TEMPO	PUNTI



### 800 m - MEN 800 m - UOMINI

WR 1:49.91  
GR 1:57.17

### First Round Qualificazioni

#### Heat 1 of 3 Batteria 1 di 3

1	185	PEK Daniel	POL	1991	POLAND	5		1:59.24	Q
2	133	PICARD Vincent	FRA	1982	FRANCE	4		1:59.53	Q
3	140	MORRIS Stephen	GBR	1988	GREAT BRITAIN	1		1:59.80	q
4	102	GILBERT Paul	AUS	1992	AUSTRALIA	6		2:01.01	q
5	204	RASEJAKATE Pesa	RSA	1988	SOUTH AFRICA	8		2:02.31	
6	232	GUTIERREZ Jovito	VEN	1987	VENEZUELA	2		2:02.37	
7	165	KOBAYASHI Keiya	JPN	1992	JAPAN	7		2:05.65	

NOT CLASSIFIED

149	ALIABADI Hamid	IRI	1981	IRAN	3			RIT	
-----	----------------	-----	------	------	---	--	--	-----	--

*Qualification: First 2 in each heat (Q) and 2 fastest (q) to Final*

Intermediate (Bib and time):

400 m : 140 57.42

Measurement: Start time:15:59

Issued: 02/10/2011 at 16:15

#### Heat 2 of 3 Batteria 2 di 3

1	182	KORC Raface	POL	1982	POLAND	1		2:01.82	Q
2	224	SHCHERBYNA Viktor	UKR	1986	UKRAINE	7		2:01.87	Q
3	161	ISHII Kuniaki	JPN	1985	JAPAN	2		2:02.64	
4	130	JEGO Nicolas	FRA	1979	FRANCE	4		2:04.82	
5	104	SEMMENS Andrew	AUS	1993	AUSTRALIA	3		2:10.63	
6	148	WONG Sze Yung	HKG	1992	HONG-KONG	5		2:15.05	

*Qualification: First 2 in each heat (Q) and 2 fastest (q) to Final*

Intermediate (Bib and time):

400 m : 161 59.04

#### Legend

DISQ = Disqualified  
DNF = Did Not Finish

DNS = Did Not Start  
Fn = False Start

Imperia, 30/09-03/10/11

CLV-ASM.6.1.1 / 1

Elaborazione Dati e Cronometraggio a cura della FEDERAZIONE ITALIANA CRONOMETRISTI



Governo Italiano  
*Leaders all Time to the World*  
 Ufficiali per lo Sport



RANK	BIB	SURNAME & NAME	NAT	BORN	TEAM	LANE	REACT	TIME	POINTS
CLS	PET	COGNOME E NOME		ANNO	SOCIETA'	CRS	REAZ	TEMPO	PUNTI

Measurement: Start time:16:06

Issued: 02/10/2011 at 16:15

**Heat 3 of 3**  
**Batteria 3 di 3**

1	226	MURRAY Michael	USA	1991	UNITED STATES	7		1:59.04	Q
2	212	AJLANI Bilel	TUN	1983	TUNISIA	4		2:00.35	Q
3	190	FREITAS Samuel	POR	1991	PORTUGAL	2		2:01.63	
4	168	NAKAGAWA Daisuke	JPN	1990	JAPAN	6		2:02.11	
5	139	MILLER Owen	GBR	1991	GREAT BRITAIN	5		2:08.90	
6	180	JACIUK Sylwester	POL	1993	POLAND	1		2:10.08	
NOT CLASSIFIED									
	106	BORGES Ewanilton	BRA	1988	BRAZIL	3			RIT

Qualification: First 2 In each heat (Q) and 2 fastest (q) to Final

Intermediate (Bib and time):

400 m: 226 55.00

Measurement: Start time:16:13

Issued: 02/10/2011 at 16:25

Legend

DISQ = Disqualified  
 DNF = Did Not Finish

DNS = Did Not Start  
 Fn = False Start

Imperia, 30/09-03/10/11

CLV-ASM.6.1.1 / 2

Elaborazione Dati e Cronometraggio a cura della FEDERAZIONE ITALIANA CRONOMETRISTI

**Liguria 2011** 24 SETTEMBRE • 4 OTTOBRE



## 8th INAS WORLD ATHLETICS CHAMPIONSHIPS 3rd GLOBAL GAMES - LIGURIA 2011

### Results Risultati

RANK	BIB	SURNAME & NAME	NAT	BORN	TEAM	MARK	POINTS
CLS	PET	COGNOME E NOME	ANNO	SOCIETA'	MISURA	PUNTI	



### Shot Put - WOMEN Lancio del peso - DONNE

WR	14.33
GR	13.73

### Final Finale

1	73	DURSKA Ewa	POL	1977	POLAND	12.74	
2	69	MYSNYK Anastasiia	UKR	1991	UKRAINE	12.04	
3	67	KUDELA Svitlana	UKR	1992	UKRAINE	11.98	
4	47	FERNANDES Ines	POR	1988	PORTUGAL	11.65	
5	53	RATSOMA Given	RSA	1966	SOUTH AFRICA	10.69	
6	9	TIIK Sirly	EST		ESTONIA	10.42	
7	4	VERNON Nicole	AUS	1991	AUSTRALIA	9.42	
8	71	GUERRERO Eddy	VEN	1989	VENEZUELA	8.99	
9	32	NURSUHANA Ramlan	MAS		MALAYSIA	8.83	
10	17	YEUNG Lai Shan	HKG	1991	HONG-KONG	8.52	
11	23	TOTH Tímea	HUN	1994	HUNGARY	8.46	
12	33	MENDOZA Leslie	MEX	1990	MEXICO	8.26	
13	62	TAHTAKALE Aysegül	TUR	1988	TURKEY	8.07	
14	26	GOTO Kumi	JPN	1989	JAPAN	7.19	

Starting order	1	2	3	4	5	6	7	8	9	10	11	12	13	14
Initial	32	69	33	71	17	23	9	47	73	4	62	26	67	53
4th and 5th attempts	32	4	9	53	69	47	67	73						

Issued: 30/09/2011 at 16:21

30 SEP 2011 15:00

RANK	BIB	SURNAME & NAME	NAT	ORD	- 1 -	- 2 -	- 3 -	- 4 -	- 5 -	- 6 -	MARK	POINTS
CLS	PET	COGNOME E NOME	BORN	ORD	- 1 -	- 2 -	- 3 -	- 4 -	- 5 -	- 6 -	MISURA	PUNTI
		SOCIETA'	ANNO									
9	32	NURSUHANA Ramlan	MAS		-X-	8.49	8.83				8.83	
		MALAYSIA										
2	69	MYSNYK Anastasiia	UKR	1	11.09	11.08	11.23	11.51	11.31	12.04	12.04	
		UKRAINE	1991									
12	33	MENDOZA Leslie	MEX	2	8.26	7.97	6.96				8.26	
		MEXICO	1990									
8	71	GUERRERO Eddy	VEN	3	8.77	8.71	8.00	8.99	8.68	8.32	8.99	
		VENEZUELA	1989									

#### Legend

DISQ = Disqualified  
DNF = Did Not Finish  
X = Failed

ASS = Did Not Start  
NM = No Mark  
PASSA = Did Not Attempt

Imperia, 30/09-03/10/11

REC-ASF.37.4.1 / 1

Elaborazione Dati e Cronometraggio a cura della FEDERAZIONE ITALIANA CRONOMETRISTI

10	17	YEUNG Lai Shan	HKG	4	-X-	8.52	7.22					8.52
		HONG-KONG	1991									
11	23	TOTH Tímea	HUN	5		8.27	8.23	8.46				8.46
		HUNGARY	1994									
6	9	TIIK Sirly	EST	6		10.42	10.06	10.06	9.89	10.15	10.01	10.42
		ESTONIA										
4	47	FERNANDES Ines	POR	7		11.17	11.27	11.61	11.17	11.65	11.60	11.65
		PORTUGAL	1988									
1	73	DURSKA Ewa	POL	8		12.44	12.61	12.74	-X-	12.12	-X-	12.74
		POLAND	1977									
7	4	VERNON Nicole	AUS	9		8.67	8.70	9.42	8.93	8.62	9.09	9.42
		AUSTRALIA	1991									
13	62	TAHTAKALE Aysegul	TUR	10		8.07	7.65	6.95				8.07
		TURKEY	1988									
14	26	GOTO Kumi	JPN	11		7.19	6.86	6.98				7.19
		JAPAN	1989									
3	67	KUDELA Svitlana	UKR	12		11.81	11.62	-X-	11.00	11.32	11.98	11.98
		UKRAINE	1992									
5	53	RATSOMA Given	RSA	13		10.17	10.38	10.58	10.27	10.20	10.69	10.69
		SOUTH AFRICA	1986									

**Legend**

 DISQ = Disqualified  
 DNF = Did Not Finish  
 X = Failed

 ASS = Did Not Start  
 NM = No Mark  
 PASSA = Did Not Attempt

Imperia, 30/09-03/10/11

CLC-ASF.37.4.1 / 2

Elaborazione Dati e Cronometraggio a cura della FEDERAZIONE ITALIANA CRONOMETRISTI

## 8th INAS WORLD ATHLETICS CHAMPIONSHIPS 3rd GLOBAL GAMES - LIGURIA 2011

### Results Risultati

RANK	BIB	SURNAME & NAME	NAT	BORN	TEAM	MARK	POINTS
CLS	PET	COGNOME E NOME		ANNO	SOCIETA'	MISURA	PUNTI



### Long Jump - WOMEN Salto in lungo - DONNE

WR	5.43
GR	5.35

### First Round Qualificazioni

#### Group A Gruppo A

1	51	ZHUKOVA Krestina	RUS	1990	RUSSIAN FEDERATION	5.28	+1.9	Q
2	68	MARUNICH Olena	UKR	1989	UKRAINE	5.03	-1.0	Q
3	58	BENHAJ AHMED Rabia	TUN	1982	TUNISIA	4.77 w	+2.4	Q
4	3	SCHWEITZER Stephanie	AUS	1992	AUSTRALIA	4.66 w	+4.1	Q
5	22	MOLNARI Klaudia	HUN	1992	HUNGARY	4.63	+2.0	Q
6	35	LUTONTO Vanessa	NED	1988	NETHERLANDS	4.57	+1.3	q
7	14	RYAN Claire	GBR	1979	GREAT BRITAIN	4.43 w	+3.4	
8	10	DREUX Virginie	FRA	1988	FRANCE	4.27 w	+2.4	
9	57	YDSTROM Stephanie	SWE	1992	SWEDEN	4.20	+2.0	
10	55	GULDING Linnea	SWE	1994	SWEDEN	3.91 w	+4.4	

Qualification: 4.60 m (Q) or first 12 (q) to Final

Starting order	1	2	3	4	5	6	7	8	9	10
	55	68	10	51	35	14	57	22	3	58

Issued: 30/09/2011 at 12:56

#### Group A Gruppo A

30 SEP 2011 12:00

RANK	BIB	SURNAME & NAME	NAT	ORD	- 1 -	- 2 -	- 3 -	- 4 -	- 5 -	- 6 -	MARK	POINTS
CLS	PET	COGNOME E NOME	BORN	ORD	- 1 -	- 2 -	- 3 -	- 4 -	- 5 -	- 6 -	MISURA	PUNTI
		SOCIETA'	ANNO									
10	55	GULDING Linnea	SWE	1	-X-	3.91	3.91				3.91 w	
		SWEDEN	1994		+3.2	+4.4	+5.0				+4.4	
2	68	MARUNICH Olena	UKR	2	5.03						5.03 Q	
		UKRAINE	1989		-1.0						-1.0	
8	10	DREUX Virginie	FRA	3	4.27	3.84	3.67				4.27 w	
		FRANCE	1988		+2.4	+3.4	+6.5				+2.4	
1	51	ZHUKOVA Krestina	RUS	4	5.28						5.28 Q	
		RUSSIAN FEDERATION	1990		+1.9						+1.9	

#### Legend

DISQ = Disqualified  
DNF = Did Not Finish  
X = Failed

ASS = Did Not Start  
NM = No Mark  
PASSA = Did Not Attempt

Imperia, 30/09-03/10/11

REC-ASF.31.1.1 / 1

Elaborazione Dati e Cronometraggio a cura della FEDERAZIONE ITALIANA CRONOMETRISTI

6	35	LUTONTO Vanessa	NED	5	4.34	4.38	4.57	4.57	q
		NETHERLANDS	1988		+2.2	+2.0	+1.3	+1.3	
7	14	RYAN Claire	GBR	6	4.29	4.43	4.14	4.43	w
		GREAT BRITAIN	1979		+2.6	+3.4	+1.8	+3.4	
9	57	YDSTROM Stephanie	SWE	7	-X-	4.20	-X-	4.20	
		SWEDEN	1992		+4.4	+2.0	+5.5	+2.0	
5	22	MOLNARI Klaudia	HUN	8	4.47	4.63		4.63	Q
		HUNGARY	1992		+0.6	+2.0		+2.0	
4	3	SCHWEITZER Stephanie	AUS	9	4.52	4.66		4.66	w Q
		AUSTRALIA	1992		+8.1	+4.1		+4.1	
3	58	BENHAJ AHMED Rabia	TUN	10	4.77			4.77	w Q
		TUNISIA	1982		+2.4			+2.4	

Legend

DISQ = Disqualified  
DNF = Did Not Finish  
X = Failed

ASS = Did Not Start  
NM = No Mark  
PASSA = Did Not Attempt

Imperia, 30/09-03/10/11

CLC-ASF.31.1.1 / 2

Elaborazione Dati e Cronometraggio a cura della FEDERAZIONE ITALIANA CRONOMETRISTI

**LIGURIA 2011** 24 SETTEMBRE - 4 OTTOBRE

RANK BIB SURNAME & NAME  
CLS PET COGNOME E NOME

NAT BORN TEAM  
ANNO SOCIETA'

MARK  
MISURA

POINTS  
PUNTI



Long Jump - WOMEN  
Salto in lungo - DONNE

WR  
GR

5.43  
5.35

First Round  
Qualificazioni

Group B  
Gruppo B

RANK	BIB	SURNAME & NAME	NAT	BORN	TEAM	MARK	WR	POINTS
CLS	PET	COGNOME E NOME	ANNO	SOCIETA'		MISURA	GR	PUNTI
1	74	KUCHARCZYK Karolina	POL	1991	POLAND	5.26	+2.0	Q
2	7	RISTOSKI Mikela	CRO	1989	CROATIA	4.85w	+4.4	Q
3	8	SKUHROVSKA Veronika	CZE	1995	CZECH REPUBLIC	4.75w	+8.0	Q
4	46	CERQUEIRA Raquel	POR	1983	PORTUGAL	4.69	+1.4	Q
5	54	ERIKSSON Emma	SWE	1993	SWEDEN	4.63w	+4.1	Q
6	61	DILEC Gulbahar	TUR	1995	TURKEY	4.45w	+4.2	q
7	16	WU Ching Man	HKG	1985	HONG-KONG	4.28w	+5.3	
8	70	CHACIN Elsa	VEN	1988	VENEZUELA	4.15w	+5.3	
9	27	JUDAI Akane	JPN	1991	JAPAN	4.10w	+3.0	
10	1	DOYLE Taylor	AUS	1992	AUSTRALIA	4.02w	+4.9	
11	2	PARDY Ella	AUS	1990	AUSTRALIA	3.78w	+2.6	

Qualification: 4.60 m (Q) or first 12 (q) to Final

Starting order	1	2	3	4	5	6	7	8	9	10	11
	74	16	27	70	1	46	7	2	61	8	54

Issued: 30/09/2011 at 13:35

Group B  
Gruppo B

30 SEP 2011 13:00

RANK	BIB	SURNAME & NAME	NAT	ORD	- 1 -	- 2 -	- 3 -	- 4 -	- 5 -	- 6 -	MARK	POINTS
CLS	PET	COGNOME E NOME	BORN	ORD	- 1 -	- 2 -	- 3 -	- 4 -	- 5 -	- 6 -	MISURA	PUNTI
		TEAM	ANNO									
1	74	KUCHARCZYK Karolina	POL	1	5.26						5.26	Q
		POLAND	1991		+2.0						+2.0	
7	16	WU Ching Man	HKG	2	4.28	4.23	4.23				4.28w	
		HONG-KONG	1985		+5.3	+5.7	+1.5				+5.3	
9	27	JUDAI Akane	JPN	3	4.10	3.79	4.09				4.10w	
		JAPAN	1991		+3.0	+0.1	+2.0				+3.0	
8	70	CHACIN Elsa	VEN	4	4.15	3.60	-X-				4.15w	
		VENEZUELA	1988		+5.3	+5.5	+2.6				+5.3	
10	1	DOYLE Taylor	AUS	5	-X-	4.02	-X-				4.02w	
		AUSTRALIA	1992		+2.5	+4.9	+5.0				+4.9	
4	46	CERQUEIRA Raquel	POR	6	4.69						4.69	Q
		PORTUGAL	1983		+1.4						+1.4	
2	7	RISTOSKI Mikela	CRO	7	4.85						4.85w	Q
		CROATIA	1989		+4.4						+4.4	
11	2	PARDY Ella	AUS	8	-X-	3.78	-X-				3.78w	
		AUSTRALIA	1990		+2.9	+2.6	+3.1				+2.6	

Legend

DISQ = Disqualified  
DNF = Did Not Finish  
X = Failed

ASS = Did Not Start  
NM = No Mark  
PASSA = Did Not Attempt

Imperia, 30/09-03/10/11

REC-ASF.31.1.2/3

Elaborazione Dati e Cronometraggio a cura della FEDERAZIONE ITALIANA CRONOMETRISTI

6	61	DILEC Gulbahar	TUR	9	4.20	4.45	4.31	4.45 w q
		TURKEY	1995		+6.0	+4.2	+5.9	+4.2
3	8	SKUHROVSKA Veronika	CZE	10	4.75			4.75 w Q
		CZECH REPUBLIC	1995		+8.0			+8.0
5	54	ERIKSSON Emma	SWE	11	4.53	4.63		4.63 w Q
		SWEDEN	1993		+3.5	+4.1		+4.1

Legend

DISQ = Disqualified  
DNF = Did Not Finish  
X = Failed

ASS = Did Not Start  
NM = No Mark  
PASSA = Did Not Attempt

Imperia, 30/09-03/10/11

CLC-ASF.31.1.1 / 4

Elaborazione Dati e Cronometraggio a cura della FEDERAZIONE ITALIANA CRONOMETRISTI

## 8th INAS WORLD ATHLETICS CHAMPIONSHIPS 3rd GLOBAL GAMES - LIGURIA 2011

### Results Risultati

RANK	BIB	SURNAME & NAME	NAT	BORN	TEAM	MARK	POINTS
CLS	PET	COGNOME E NOME	ANNO	SOCIETA'	MISURA	GR	PUNTI



### Long Jump - MEN Salto in lungo - UOMINI

WR 7.48  
GR 7.37

### First Round Qualificazioni

#### Group A Gruppo A

1	223	PRUDNIKOV Dmytro	UKR	1989	UKRAINE	6.48	-0.6	Q
2	183	KOLODZIEJ Jacek	POL	1983	POLAND	6.27	-0.5	q
3	151	FARHADI Kourosh	IRI	1987	IRAN	6.08	-1.5	q
4	127	BONNEAU Gaetan	FRA	1990	FRANCE	6.08	-0.1	q
5	166	MATSUMOTO Tetsunori	JPN	1991	JAPAN	5.95	-1.7	
6	188	DUARTE Tiago	POR	1987	PORTUGAL	5.77	+1.0	
7	199	SHAIDETSKIY Oleg	RUS	1983	RUSSIAN FEDERATION	5.76	-1.8	
8	176	JANSEN Leandro	NED	1984	NETHERLANDS	5.72	-1.6	
9	230	BARRETO Williams	VEN	1985	VENEZUELA	5.65	-0.3	
10	145	NG Sik Ming	HKG	1994	HONG-KONG	5.64	0.0	
11	198	MEDVEDEV Evgeny	RUS	1979	RUSSIAN FEDERATION	5.50		
12	115	CHAPARRO Jose Luis	ESP	1986	SPAIN	5.36	+0.2	
13	122	HENDRIKSON Madis	EST	1991	ESTONIA	4.93	-0.9	
14	210	NILSSON George	SWE	1992	SWEDEN	4.51	-0.4	
15	174	TONG Hio Sam	MAC	1985	MACAU	4.27	-0.4	

Qualification: 6.30 m (Q) or first 12 (q) to Final

ing order	1	2	3	4	5	6	7	8	9	10	11	12	13	14	15
	151	199	230	198	115	174	183	210	127	166	223	122	176	145	188

Issued: 30/09/2011 at 10:26

#### Group A Gruppo A

30 SEP 2011 9:00

RANK	BIB	SURNAME & NAME	NAT	ORD	- 1 -	- 2 -	- 3 -	- 4 -	- 5 -	- 6 -	MARK	POINTS
CLS	PET	COGNOME E NOME	BORN	ORD	- 1 -	- 2 -	- 3 -	- 4 -	- 5 -	- 6 -	MISURA	PUNTI
		TEAM	ANNO									
3	151	FARHADI Kourosh	IRI	1	6.08	-X-	5.78				6.08	q
		IRAN	1987		-1.5	-1.5	-0.8				-1.5	

#### Legend

DISQ = Disqualified  
DNF = Did Not Finish  
X = Failed

ASS = Did Not Start  
NM = No Mark  
PASSA = Did Not Attempt

Imperia, 30/09-03/10/11

REC-ASM.31.1.1 / 1

Elaborazione Dati e Cronometraggio a cura della FEDERAZIONE ITALIANA CRONOMETRISTI

7	199	SHAIDETSKIY Oleg	RUS	2	5.55	5.76	5.64	5.76
		RUSSIAN FEDERATION	1983		-2.0	-1.8	-0.5	-1.8
9	230	BARRETO Williams	VEN	3	-X-	-X-	5.65	5.65
		VENEZUELA	1985				-0.3	-0.3
11	198	MEDVEDEV Evgeny	RUS	4	5.50	3.83	5.44	5.50
		RUSSIAN FEDERATION	1979				0.0	0.0
12	115	CHAPARRO Jose Luis	ESP	5	5.06	5.09	5.36	5.36
		SPAIN	1986		-1.6	-1.5	+0.2	+0.2
15	174	TONG Hio Sam	MAC	6	3.73	4.04	4.27	4.27
		MACAU	1985		-1.3	-2.0	-0.4	-0.4
2	183	KOŁODZIEJ Jacek	POL	7	6.08	6.18	6.27	6.27
		POLAND	1983		-0.6	-1.1	-0.5	-0.5
14	210	NILSSON George	SWE	8	-X-	4.51	4.23	4.51
		SWEDEN	1992			-0.4	-0.4	-0.4
4	127	BONNEAU Gaetan	FRA	9	5.53	1.40	6.08	6.08
		FRANCE	1990		-1.7	-1.4	-0.1	-0.1
5	166	MATSUMOTO Tetsunori	JPN	10	5.95	5.76	5.86	5.95
		JAPAN	1991		-1.7	-1.3	+0.6	-1.7
1	223	PRUDNIKOV Dmytro	UKR	11	6.28	6.48		6.48
		UKRAINE	1989		-1.7	-0.6		-0.6
13	122	HENDRIKSON Madis	EST	12	-X-	4.93	-X-	4.93
		ESTONIA	1991			-0.9		-0.9
8	176	JANSEN Leandro	NED	13	5.67	5.72	5.67	5.72
		NETHERLANDS	1984		-1.9	-1.6	+0.3	-1.6
10	145	NG Sik Ming	HKG	14	4.87	5.50	5.64	5.64
		HONG-KONG	1994		-1.3	-1.4	0.0	0.0
6	188	DUARTE Tiago	POR	15	5.48	5.60	5.77	5.77
		PORTUGAL	1987		-2.1	-0.5	+1.0	+1.0

**Legend**

 DISQ = Disqualified  
 DNF = Did Not Finish  
 X = Failed

 ASS = Did Not Start  
 NM = No Mark  
 PASSA = Did Not Attempt

Imperia, 30/09-03/10/11

CLC-ASM.31.1.1/2

Elaborazione Dati e Cronometraggio a cura della FEDERAZIONE ITALIANA CRONOMETRISTI

RANK	BIB	SURNAME & NAME	NAT	BORN	TEAM	MARK	POINTS
CLS	PET	COGNOME E NOME	ANNO	SOCIETA'		MISURA	PUNTI



## Long Jump - MEN Salto in lungo - UOMINI

WR	7.48
GR	7.37

### First Round Qualificazioni

#### Group B Gruppo B

1	116	EXPOSITO PIÑEIRO Jose An	ESP	1978	SPAIN	6.95	+1.6	Q
2	114	TALIC Zoran	CRO	1990	CROATIA	6.75	-0.4	Q
3	187	CUNHA Lenine	POR	1982	PORTUGAL	6.48 w	+3.1	Q
4	200	USTYUZHANIN Leonid	RUS	1990	RUSSIAN FEDERATION	6.43	+1.1	Q
5	209	MUNSI LELO Quency	SWE	1994	SWEDEN	6.25 w	+3.0	q
6	236	ORTIZ Jose	VEN	1990	VENEZUELA	6.24 w	+2.6	q
7	119	RODRIGUEZ Dionibel	ESP	1991	SPAIN	6.04	+1.7	q
8	177	SCHOUTEN Bjorn	NED	1991	NETHERLANDS	6.02 w	+2.5	q
9	147	WONG Mau Hom	HKG	1989	HONG-KONG	5.99 w	+2.6	
10	134	ROYER Daniel	FRA	1986	FRANCE	5.91	+1.6	
11	101	FOSTER Timothy	AUS	1993	AUSTRALIA	5.84 w	+2.4	
12	184	PABJA#CZYK Krzysztof	POL	1986	POLAND	5.70	+0.4	
13	144	CHOW Chiu Keung	HKG	1987	HONG-KONG	5.54	+1.9	
14	215	EYUPOGLU Ceyhun	TUR	1990	TURKEY	5.32 w	+6.6	
15	208	LID,N Kim	SWE	1991	SWEDEN	5.31 w	+3.7	
16	103	MATHEWS Andrew	AUS	1985	AUSTRALIA	5.11 w	+2.9	
17	173	LEI Man Kit	MAC	1980	MACAU	4.06 w	+7.9	

Qualification: 6.30 m (Q) or first 12 (q) to Final

Starting order	1	2	3	4	5	6	7	8	9	10	11	12	13	14	15
	16	17													
	144	147	103	114	209	101	177	200	119	116	236	187	134	173	184
	208	215													

Issued: 30/09/2011 at 11:43

#### Group B Gruppo B

30 SEP 2011 10:40

RANK	BIB	SURNAME & NAME	NAT	ORD	- 1 -	- 2 -	- 3 -	- 4 -	- 5 -	- 6 -	MARK	POINTS
CLS	PET	COGNOME E NOME	BORN	ORD	- 1 -	- 2 -	- 3 -	- 4 -	- 5 -	- 6 -	MISURA	PUNTI
		SOCIETA'	ANNO									
13	144	CHOW Chiu Keung	HKG	1	5.54	4.65	5.13				5.54	
		HONG-KONG	1987		+1.9	+1.5	+1.5				+1.9	
9	147	WONG Mau Hom	HKG	2	5.87	-X-	5.99				5.99 w	
		HONG-KONG	1989		+1.3	+2.9	+2.6				+2.6	
16	103	MATHEWS Andrew	AUS	3	-X-	5.11	4.43				5.11 w	
		AUSTRALIA	1985		+1.9	+2.9	+1.9				+2.9	
2	114	TALIC Zoran	CRO	4	6.75						6.75	Q
		CROATIA	1990		-0.4						-0.4	

#### Legend

DISQ = Disqualified  
DNF = Did Not Finish  
X = Failed

ASS = Did Not Start  
NM = No Mark  
PASSA = Did Not Attempt

Imperia, 30/09-03/10/11

REC-ASM.31.1.2 / 3

Elaborazione Dati e Cronometraggio a cura della FEDERAZIONE ITALIANA CRONOMETRISTI

5	209	MUNSI LELO Quency	SWE	5	6.23	6.25		6.25 w q
		SWEDEN	1994		+1.1	+3.0		+3.0
11	101	FOSTER Timothy	AUS	6	5.43	5.73	5.84	5.84 w
		AUSTRALIA	1993		+2.0	+4.0	+2.4	+2.4
8	177	SCHOUTEN Bjorn	NED	7	5.87	6.02	5.84	6.02 w q
		NETHERLANDS	1991		+1.3	+2.5	+1.8	+2.5
4	200	USTYUZHANIN Leonid	RUS	8	6.43			6.43 Q
		RUSSIAN FEDERATION	1990		+1.1			+1.1
7	119	RODRIGUEZ Dionibel	ESP	9	6.04	5.65	5.64	6.04 q
		SPAIN	1991		+1.7	+2.0	+3.8	+1.7
1	116	EXPOSITO PIÑEIRO Jose An	ESP	10	6.95			6.95 Q
		SPAIN	1978		+1.6			+1.6
6	236	ORTIZ Jose	VEN	11	5.55	6.03	6.24	6.24 w q
		VENEZUELA	1990		+3.5	+1.9	+2.6	+2.6
3	187	CUNHA Lenine	POR	12	6.48			6.48 w Q
		PORTUGAL	1982		+3.1			+3.1
10	134	ROYER Daniel	FRA	13	5.56	5.79	5.91	5.91
		FRANCE	1986		+1.7	+2.0	+1.6	+1.6
7	173	LEI Man Kit	MAC	14	3.81	-X-	4.06	4.06 w
		MACAU	1980		+0.3	+3.3	+7.9	+7.9
12	184	PABJAŃCZYK Krzysztof	POL	15	2.54	5.70	5.61	5.70
		POLAND	1986		+1.5	+0.4	+2.6	+0.4
15	208	LID,N Kim	SWE	16	5.31	4.94	5.06	5.31 w
		SWEDEN	1991		+3.7	+1.9	+2.9	+3.7
14	215	EYUPOGLU Ceyhun	TUR	17	4.87	5.31	5.32	5.32 w
		TURKEY	1990		+3.7	+2.2	+6.6	+6.6

Legend

DISQ = Disqualified  
DNF = Did Not Finish  
X = Failed

ASS = Did Not Start  
NM = No Mark  
PASSA = Did Not Attempt

Imperia, 30/09-03/10/11

CLC-ASM.31.1.1 / 4

Elaborazione Dati e Cronometraggio a cura della FEDERAZIONE ITALIANA CRONOMETRISTI

## 8th INAS WORLD ATHLETICS CHAMPIONSHIPS 3rd GLOBAL GAMES - LIGURIA 2011

### Results Risultati

RANK	BIB	TEAM	NAT	LANE	REACT	TIME	POINTS
CLS	PET	SQUADRA		CRS	REAZ	TEMPO	PUNTI



### 4 x 100 Relay - MEN Staffetta 4 x 100 - UOMINI

WR	44.19
GR	44.19

#### Final Finale

#### Final Finale

1	187	PORTUGAL	POR	4		44.56	
		(DUARTE, Tiago '87' - BARBOSA, Gracelino '85' - MONTEIRO, Antonio '85' - CUNHA, Lenine '82')					
2	119	SPAIN	ESP	7		44.65	
		(SANTIAGO SID, Francisco - EXPOSITO PIÑEIRO, Jose An '78' - PALOMO, Ruiz Alberto '91' - RODRIGUEZ, Dionibel '91')					
3	142	HONG-KONG	HKG	6		44.71	
		(CHOW, Chiu Keung '87' - CHEUNG, Che Wai '82' - TANG, Cheuk Man - CHAN, Fu Sang '77')					
4	108	BRAZIL	BRA	5		45.24	
		(SENA, Rafael De '88' - BORGES, Ewanilton '88' - DI RADO, Thiago Vinicius '84' - DA SILVA, Wagner Pereira '82')					
5	231	VENEZUELA	VEN	3		45.36	
		(BARRETO, Williams '85' - PIRELA, Edixon '81' - MARTINEZ, Juan '92' - CARRILLO, Silvio '92')					
6	127	FRANCE	FRA	8		45.69	
		(COULIBALY, Abdoulaye '84' - MAILLARD, Sebastien '84' - ROYER, Daniel '86' - BONNEAU, Gastan '90')					
7	183	POLAND	POL	2		46.20	
		(DROGL, ceUkasz '87' - CEGLAREK, Rafac '89' - KORC, Rafac '82' - KOLODZIEJ, Jacek '83')					
8	166	JAPAN	JPN	1		46.47	
		(NISHIMORI, Takuma '90' - KITAMURA, Ryota '89' - MURATA, Takaya '87' - MATSUMOTO, Tetsunori '91')					

Measurement:      Start time: 17:00

Issued: 02/10/2011 at 17:20

#### Legend

DISQ = Disqualified	DNS = Did Not Start
DNF = Did Not Finish	Fn = False Start

Imperia, 30/09-03/10/11


RSC / 1

Elaborazione Dati e Cronometraggio a cura della FEDERAZIONE ITALIANA CRONOMETRISTI

# Liguria 2011 24 SETTEMBRE • 4 OTTOBRE

8th INAS WORLD ATHLETICS CHAMPIONSHIPS  
3rd GLOBAL GAMES - LIGURIA 2011Results  
Risultati

RANK	BIB	TEAM	NAT	LANE	REACT	TIME	POINTS
CLS	PET	SQUADRA		CRS	REAZ	TEMPO	PUNTI

4 x 100 Relay - MEN  
Staffetta 4 x 100 - UOMINI

WR	44.19
GR	44.19

Semifinal  
SemifinaleSemifinal 1 of 2  
Semifinale 1 di 2

1	HONG-KONG	HKG	5	44.69	Q
(CHOW, Chiu Keung '87' - CHEUNG, Che Wai '82' - TANG, Cheuk Man - CHAN, Fu Sang '77')					
2	BRAZIL	BRA	6	45.25	Q
(FOSTER, Timothy '93' - BORGES, Ewaniilton '88' - DI RADO, Thiago Vinicius '84' - DA SILVA, Wagner Pereira '82')					
3	FRANCE	FRA	4	45.47	Q
(COULIBALY, Abdoulaye '84' - MAILLARD, Sebastien '84' - TAILLANDIER, Jerome '86' - BONNEAU, Gaetan '90')					
4	POLAND	POL	2	45.49	q
(PABJAWCZYK, Krzysztof '86' - CEGLAREK, Raface '89' - DROGI, Łukasz '87' - KOŁODZIEJ, Jacek '83')					
5	IRAN	IRI	3	47.47	
(MEHRABANIBASHAR, Aliakbar '82' - SHAHABI RABORI, Vahid '87' - ALIABADI, Hamid '81' - TAROMI, Kambiz '88')					
NOT CLASSIFIED					
	SWEDEN	SWE	7		NP

Qualification: First 3 in each heat (Q) and 2 fastest (q) to Final

Measurement: Start time: 17:02

Issued: 01/10/2011 at 17:27

Semifinal 2 of 2  
Semifinale 2 di 2

1	PORTUGAL	POR	4	44.90	Q
(DUARTE, Tiago '87' - BARBOSA, Gracelino '85' - MONTEIRO, Antonio '85' - CUNHA, Lenine '82')					
2	VENEZUELA	VEN	5	45.79	Q
(BARRETO, Williams '85' - PIRELA, Edixon '81' - MARTINEZ, Juan '92' - CARRILLO, Silvio '92')					
3	SPAIN	ESP	7	46.35	Q
(SANTIAGO SID, Francisco - EXPOSITO PIÑEIRO, Jose An '78' - PALOMO, Ruiz Alberto '91' - CHAPARRO, Jose Luis '86')					
4	JAPAN	JPN	2	46.68	q
(NISHIMORI, Takuma '90' - KITAMURA, Ryota '89' - MURATA, Takaya '87' - MATSUMOTO, Tetsunori '91')					
5	AUSTRALIA	AUS	6	47.51	
(SEMMENS, Andrew '93' - MATHEWS, Andrew '85' - FOSTER, Timothy '93' - GILBERT, Paul '92')					

## Legend

DISQ = Disqualified  
DNF = Did Not Finish

DNS = Did Not Start  
Fn = False Start

Imperia, 30/09-03/10/11

Elaborazione Dati e Cronometraggio a cura della FEDERAZIONE ITALIANA CRONOMETRISTI

RSC / 1



Governo Regionale  
Ufficio per lo Sport



RANK	BIB	TEAM	NAT	LANE	REACT	TIME	POINTS
CLS	PET	SQUADRA		CRS	REAZ	TEMPO	PUNTI
6		TURKEY	TUR	3		53.73	

(EYUPOGLU,Ceyhun '90' - OZTURK,Emrah '92' - YAPAN,Abidin '91' - KUDAL, Mustafa '84')

Qualification: First 3 in each heat (Q) and 2 fastest (q) to Final

Measurement: Start time:17:12

Issued: 01/10/2011 at 17:27

Bonneau Gaetan (FRA) has been warned because he delayed the start of the race without reason

Legend

DISQ = Disqualified  
DNF = Did Not Finish

DNS = Did Not Start  
Fn = False Start

Imperia, 30/09-03/10/11

RSC / 2

Elaborazione Dati e Cronometraggio a cura della FEDERAZIONE ITALIANA CRONOMETRISTI

## 8th INAS WORLD ATHLETICS CHAMPIONSHIPS 3rd GLOBAL GAMES - LIGURIA 2011

### Summary Riepilogo

RANK	BIB	SURNAME & NAME	NAT	HEAT	LANE	RANK	TIME	POINTS
CLS	PET	SQUADRA		BATT	CRS	POS	TEMPO	PUNTI



### 4 x 400 Relay - MEN Staffetta 4 x 400 - UOMINI

WR	3:25.33
GR	32.33

### Semifinal Semifinale

### Summary

1	119	<b>SPAIN</b>	ESP	1970	1	2	1	<b>3:33.89</b>	Q
(PALOMO,Ruiz Alberto '91' - EXPOSITO Piñeiro,Jose An '78' - MARTINEZ,Morote Jose - RODRIGUEZ,Dionibel '91')									
2	108	<b>BRAZIL</b>	BRA	1970	2	7	1	<b>3:34.56</b>	Q
(DI RADO,Thiago Vinicius '84' - BORGES,Ewanilton '88' - SENA,Rafael De '88' - DA SILVA,Wagner Pereira '82')									
3	204	<b>SOUTH AFRICA</b>	RSA		1	1	2	<b>3:35.37</b>	Q
(KANTI,Mncedi '79' - LEGODI,Ishmael '84' - MAMABOLO,Lazarus '88' - RASEJAKATE,Pesa '88')									
4	219	<b>UKRAINE</b>	UKR	1970	2	2	2	<b>3:35.49</b>	Q
(ONUFRIENKO,Andriy '83' - GOLINEY,Andriy '78' - SHCHERBYNA,Viktor '86' - BILENKO,Vasyl '89')									
5	237	<b>VENEZUELA</b>	VEN	1970	1	3	3	<b>3:35.81</b>	Q
(AVILA,Melvin '91' - GUTIERREZ,Jovito '87' - ORTIZ,Jose '90' - PIRELA,Edixon '81')									
6	101	<b>AUSTRALIA</b>	AUS	1970	1	6	4	<b>3:37.11</b>	q
(MATHEWS,Andrew '85' - SEMMENS,Andrew '93' - GILBERT,Paul '92' - FOSTER,Timothy '93')									
7	190	<b>PORTUGAL</b>	POR	1970	2	5	3	<b>3:38.41</b>	Q
(SOARES,Antonio '79' - MONTEIRO,Antonio '85' - BARBOSA,Gracelino '85' - FREITAS,Samuel '91')									
8	163	<b>JAPAN</b>	JPN	1970	1	7	5	<b>3:40.17</b>	q
(MURATA,Takaya '87' - ISHII,Kuniaki '85' - KOBAYASHI,Kelya '92' - KIMURA,Yuya '84')									
9	143	<b>HONG-KONG</b>	HKG	1970	2	3	4	<b>3:40.19</b>	
(WONG,Mau Hom '89' - TANG,Cheuk Man - CHAN,Fu Sang '77' - CHEUNG,Che Wai '82')									
<b>NOT CLASSIFIED</b>									
		<b>POLAND</b>	POL		5			<b>NP</b>	
	133	<b>FRANCE</b>	FRA		4			<b>RIT</b>	
(MAILLARD,Sebastien '84' - PEZARD,Christopher '88' - JEGO,Nicolas '79' - PICARD,Vincent '82')									

**Qualification: First 3 in each heat (Q) and 2 fastest (q) to Final**

#### Legend

DISQ = Disqualified  
DNF = Did Not Finish

DNS = Did Not Start  
Fn = False Start

Imperia, 30/09-03/10/11

RRC / 1

Elaborazione Dati e Cronometraggio a cura della FEDERAZIONE ITALIANA CRONOMETRISTI

## 8th INAS WORLD ATHLETICS CHAMPIONSHIPS 3rd GLOBAL GAMES - LIGURIA 2011

### Results Risultati

RANK	BIB	TEAM	NAT	LANE	REACT	TIME	POINTS
CLS	PET	SQUADRA		CRS	REAZ	TEMPO	PUNTI



### 4 x 400 Relay - MEN Staffetta 4 x 400 - UOMINI

WR	3:25.33
GR	32.33

### Semifinal Semifinale

#### Semifinal 1 of 2 Semifinale 1 di 2

1	119	SPAIN	ESP	2	3:33.89	Q
(PALOMO, Ruiz Alberto '91' - EXPOSITO Piñeiro, Jose An '78' - MARTINEZ, Morote Jose - RODRIGUEZ, Dionibel '91')						
2	204	SOUTH AFRICA	RSA	1	3:35.37	Q
(KANTI, Mncedi '79' - LEGODI, Ishmael '84' - MAMABOLO, Lazarus '86' - RASEJAKATE, Pesa '88')						
3	237	VENEZUELA	VEN	3	3:35.81	Q
(AVILA, Melvin '91' - GUTIERREZ, JoVito '87' - ORTIZ, Jose '90' - PIRELA, Edixon '81')						
4	101	AUSTRALIA	AUS	6	3:37.11	q
(MATHEWS, Andrew '85' - SEMMENS, Andrew '93' - GILBERT, Paul '92' - FOSTER, Timothy '93')						
5	163	JAPAN	JPN	7	3:40.17	q
(MURATA, Takaya '87' - ISHII, Kuniaki '85' - KOBAYASHI, Kelya '92' - KIMURA, Yuya '84')						
NOT CLASSIFIED						
POLAND						
POL						
5						
NP						

**Qualification: First 3 in each heat (Q) and 2 fastest (q) to Final**

**Measurement: Start time: 17:54**

**Issued: 02/10/2011 at 18:12**

#### Semifinal 2 of 2 Semifinale 2 di 2

1	108	BRAZIL	BRA	7	3:34.56	Q
(DI RADO, Thiago Vinicius '84' - BORGES, Ewanilton '88' - SENA, Rafael De '88' - DA SILVA, Wagner Pereira '82')						
2	219	UKRAINE	UKR	2	3:35.49	Q
(ONUFRIENKO, Andriy '83' - GOLINEY, Andriy '78' - SHCHERBYNA, Viktor '86' - BILENKO, Vasyi '89')						
3	190	PORTUGAL	POR	5	3:38.41	Q
(SOARES, Antonio '79' - MONTEIRO, Antonio '85' - BARBOSA, Gracelino '85' - FREITAS, Samuel '91')						
4	143	HONG-KONG	HKG	3	3:40.19	
(WONG, Mau Hom '89' - TANG, Cheuk Man - CHAN, Fu Sang '77' - CHEUNG, Che Wai '82')						

#### Legend

DISQ = Disqualified  
DNF = Did Not Finish

DNS = Did Not Start  
Fn = False Start

Imperia, 30/09-03/10/11

RSC / 1

Elaborazione Dati e Cronometraggio a cura della FEDERAZIONE ITALIANA CRONOMETRISTI



Governo Regionale della Liguria  
Ufficio per lo Sport



RANK	BIB	TEAM	NAT	LANE	REACT	TIME	POINTS
CLS	PET	SQUADRA		CRS	REAZ	TEMPO	PUNTI

NOT CLASSIFIED

133 FRANCE

FRA

4

RIT

(MAILLARD,Sebastien '84' - PEZARD,Christopher '88' - JEGO,Nicolas '79' - PICARD,Vincent '82')

Qualification: First 3 in each heat (Q) and 2 fastest (q) to Final

Measurement: Start time:18:10

Issued: 02/10/2011 at 18:19

Legend

DISQ = Disqualified  
DNF = Did Not Finish

DNS = Did Not Start  
Fn = False Start

Imperia, 30/09-03/10/11

RSC / 2

Elaborazione Dati e Cronometraggio a cura della FEDERAZIONE ITALIANA CRONOMETRISTI

Liguria 2011 24 SETTEMBRE • 4 OTTOBRE





## Results

RANK	LN	SURNAME & NAME	BORN	NAT	TEAM	50 m	100 m	150 m	FINAL
<b>200 m Freestyle - Women</b>									
<b>Final</b>									
<b>Final</b>									
1	4	LEO Kara	1992	AUS	AUSTRALIA	32.88	1'08.75	1'45.19	<b>2'18.45</b>
2	6	LEUNG Shu Hang	1987	HKG	HONG KONG	32.03	1'06.43	1'43.12	<b>2'19.13</b>
3	5	LINDBERG Pernilla	1994	SWE	SWEDEN	32.52	1'08.07	1'44.38	<b>2'19.44</b>
4	3	CORRY Taylor	1995	AUS	AUSTRALIA	31.45	1'07.15	1'44.63	<b>2'20.66</b>
5	2	HOLLAND Nerice	1988	AUS	AUSTRALIA	33.10	1'09.78	1'47.54	<b>2'25.23</b>
6	8	STEFANSDOTTIR Kolbrun A.	1997	ISL	ICELAND	36.23	1'12.83	1'54.23	<b>2'30.97</b>
7	1	SMITH Yvonne	1990	RSA	SOUTH AFRICA	34.25	1'12.15	1'51.27	<b>2'31.47</b>
8	7	CHOW Yuen Ying	1988	HKG	HONG KONG	35.58	1'15.13	1'53.68	<b>2'32.26</b>
							39.55	38.55	38.58

Issued: 29/09/2011 at 17:19

## Results

RANK	SURNAME & NAME	BORN	NAT	TEAM	50 m	100 m	150 m	FINAL
<b>200 m Freestyle - Men Preliminary Summary</b>								
1	CHO Wonsang	1992	KOR	KOREA	28.18	59.28	1'31.00	<b>2'02.86</b>
2	KILDUFF Mitchell	1996	AUS	AUSTRALIA	28.41	1'00.30	1'33.84	<b>2'05.20</b>
3	MIYAZAKI Satoru	1992	JPN	JAPAN	28.60	59.75	1'33.15	<b>2'06.51</b>
4	TSUGAWA Takuya	1992	JPN	JAPAN	29.26	1'00.72	1'34.32	<b>2'07.00</b>
5	GROENEWAL Craig	1979	RSA	SOUTH AFRICA	30.35	1'02.80	1'35.69	<b>2'08.32</b>
6	AU Kai Lun	1993	HKG	HONG KONG	29.24	1'02.77	1'36.82	<b>2'09.60</b>
7	JUNG Yangmook	1988	KOR	KOREA	29.53	1'02.23	1'35.99	<b>2'09.89</b>
8	LEE Tsun Sang	1992	HKG	HONG KONG	29.65	1'02.18	1'36.24	<b>2'10.70</b>
9	WRIGHT Challis	1991	RSA	SOUTH AFRICA	30.57	1'04.62	1'38.21	<b>2'11.70</b>
10	POPOV Denis	1989	RUS	RUSSIAN FEDERATION	29.14	1'01.61	1'36.21	<b>2'11.91</b>
11	VERA Alberto	1990	VEN	VENEZUELA	29.39	1'03.23	1'37.98	<b>2'12.41</b>
12	MOATE Craig	1985	GRB	GREAT BRITAIN	30.81	1'03.98	1'38.91	<b>2'13.60</b>
13	DONACHIE Patrick	1983	AUS	AUSTRALIA	30.14	1'03.18	1'38.40	<b>2'13.95</b>
14	DUTTER Maxime	1984	FRA	FRANCE	30.93	1'05.18	1'40.32	<b>2'13.96</b>
15	CASALI Kevin	1993	ITA	ITALY	32.02	1'05.84	1'40.45	<b>2'14.44</b>
16	ROUELLE Maxime	1993	CAN	CANADA	30.94	1'04.81	1'40.16	<b>2'15.54</b>
17	BERJEL Ruben	1991	VEN	VENEZUELA	30.61	1'04.74	1'40.83	<b>2'17.14</b>
18	DAVRAN Doruk	1994	TUR	TURKEY	30.81	1'04.86	1'41.04	<b>2'17.47</b>
19	HEATH Michael	1989	CAN	CANADA	31.30	1'06.11	1'42.50	<b>2'18.18</b>
20	SZECHENYI Andras	1989	HUN	HUNGARY	30.47	1'04.80	1'40.57	<b>2'18.25</b>
21	DEFORGE Jacky	1985	FRA	FRANCE	30.82	1'05.40	1'42.76	<b>2'19.56</b>
22	HLAVAE Vladimir	1993	CZE	CZECH REPUBLIC	32.35	1'08.18	1'44.99	<b>2'19.93</b>
23	BOON Dalton	1994	CAN	CANADA	31.24	1'06.90	1'44.36	<b>2'20.38</b>
24	DE FREITA Raymond	1989	RSA	SOUTH AFRICA	32.05	1'07.06	1'43.98	<b>2'20.43</b>
25	CHAN Ching	1991	HKG	HONG KONG	31.04	1'06.24	1'43.42	<b>2'20.64</b>
26	CHAGOLLA Juan	1992	MEX	MEXICO	30.61	1'05.31	1'46.02	<b>2'21.22</b>
27	DURAN Raul	1989	MEX	MEXICO	32.85	1'09.03	1'47.05	<b>2'24.84</b>
28	LIN Hsien-Chu	1994	TPE	TAIWAN	33.26	1'09.71	1'48.53	<b>2'27.02</b>

RANK	SURNAME & NAME	BORN	NAT	TEAM	50 m	100 m	150 m	FINAL
29	<b>PAREDES M Luis Fran</b>	1993	ESP	SPAIN	33.14	1'10.29	1'49.52	<b>2'28.13</b>
						37.15	39.23	38.61
30	<b>ESCALONA Harving</b>	1989	VEN	VENEZUELA	41.71	1'13.06	1'52.89	<b>2'29.30</b>
						31.35	39.83	36.41
31	<b>BERARDI Luca</b>	1983	ITA	ITALY	33.07	1'11.51	1'51.65	<b>2'30.72</b>
						38.44	40.14	39.07
32	<b>SCAFIDI Marco</b>	1987	ITA	ITALY	32.59	1'12.43	1'54.43	<b>2'34.38</b>
						39.84	42.00	39.95
33	<b>CHEN 1 Yu Chia</b>	1998	MAC	MACAU	37.52	1'18.24	1'59.57	<b>2'39.52</b>
						40.72	41.33	39.95

Issued: 29/09/2011 at 11:27

## Results

RANK	LN	SURNAME & NAME	BORN	NAT	TEAM	50 m	100 m	150 m	FINAL
<b>200 m Freestyle - Men</b>									
<b>Final</b>									
1	4	CHO Wonsang	1982	KOR	KOREA	28.79	59.36	1'30.46	<b>2'02.24</b>
2	5	KILDUFF Mitchell	1996	AUS	AUSTRALIA	29.13	30.57	31.10	31.78
							1'00.52	1'33.33	<b>2'03.12</b>
3	3	MIYAZAKI Satoru	1992	JPN	JAPAN	28.56	31.39	32.81	29.79
							59.99	1'32.91	<b>2'05.86</b>
4	2	GROENEWAL Craig	1979	RSA	SOUTH AFRICA	29.71	31.43	32.92	32.95
							1'01.47	1'34.09	<b>2'06.60</b>
5	6	TSUGAWA Takuya	1992	JPN	JAPAN	30.10	31.76	32.62	32.51
							1'01.53	1'34.00	<b>2'08.18</b>
6	1	JUNG Yangmook	1988	KOR	KOREA	29.91	31.43	32.47	34.18
							1'02.08	1'35.42	<b>2'08.55</b>
7	7	AU Kai Lun	1993	HKG	HONG KONG	30.68	32.17	33.34	33.13
							1'01.92	1'35.40	<b>2'09.18</b>
8	8	LEE Tsun Sang	1992	HKG	HONG KONG	29.61	31.24	33.48	33.78
							1'02.14	1'35.44	<b>2'09.34</b>
							32.53	33.30	33.90

Issued: 29/09/2011 at 17:04

## Results

RANK	SURNAME & NAME TEAM	BORN NAT	50 m	100 m	200 m	300 m	400 m	500 m	600 m	700 m	FINAL
				800 m	900 m	1000 m	1100 m	1200 m	1300 m	1400 m	

### 1500 m Freestyle - Men

#### Final

#### Summary

1	<b>SVERRISSO Jon M.</b> ICELAND	1992 ISL	31.07	1'04.99	2'14.60	3'24.24	4'34.04	5'43.32	6'52.85	8'02.50	
				33.92	1'09.61	1'09.64	1'09.80	1'09.28	1'09.53	1'09.65	
				9'12.43	10'22.49	11'33.22	12'44.13	13'55.33	15'07.07	16'18.84	<b>17'28.99</b>
				1'09.93	1'10.06	1'10.73	1'10.91	1'11.20	1'11.74	1'11.77	1'10.15
2	<b>MOATE Craig</b> GREAT BRITAIN	1985 GRB	31.57	1'05.65	2'15.41	3'24.82	4'34.81	5'45.08	6'55.73	8'06.56	
				34.08	1'09.76	1'09.41	1'09.99	1'10.27	1'10.65	1'10.83	
				9'17.81	10'29.15	11'40.60	12'52.35	14'04.19	15'16.43	16'28.82	<b>17'40.16</b>
				1'11.25	1'11.34	1'11.45	1'11.75	1'11.84	1'12.24	1'12.39	1'11.34
3	<b>LEE Tsun Sang</b> HONG KONG	1992 HKG	31.63	1'06.13	2'18.36	3'31.62	4'45.08	5'58.46	7'11.49	8'24.72	
				34.50	1'12.23	1'13.26	1'13.46	1'13.38	1'13.03	1'13.23	
				9'37.91	10'51.31	12'05.59	13'20.03	14'34.69	15'49.61	17'04.16	<b>18'15.15</b>
				1'13.19	1'13.40	1'14.28	1'14.44	1'14.66	1'14.92	1'14.55	1'10.99
4	<b>MATSUDA Kenichiro</b> JAPAN	1987 JPN	33.49	1'11.06	2'25.39	3'40.26	4'56.52	6'11.58	7'28.79	8'43.42	
				37.57	1'14.33	1'14.87	1'16.26	1'15.06	1'17.21	1'14.63	
				9'57.89	11'12.57	12'26.53	13'42.40	14'57.03	16'11.29	17'27.12	<b>19'03.33</b>
				1'14.47	1'14.68	1'13.96	1'15.87	1'14.63	1'14.26	1'15.83	1'36.21
5	<b>DE FREITA Raymond</b> SOUTH AFRICA	1989 RSA	33.10	1'09.54	2'25.21	3'41.44	4'58.64	6'15.29	7'32.63	8'49.65	
				36.44	1'15.67	1'16.23	1'17.20	1'16.65	1'17.34	1'17.02	
				10'06.89	11'24.60	12'42.04	13'58.99	15'16.27	16'34.39	17'51.27	<b>19'04.37</b>
				1'17.24	1'17.71	1'17.44	1'16.95	1'17.28	1'18.12	1'16.88	1'13.10
6	<b>CHAN Ching</b> HONG KONG	1991 HKG	33.48	1'10.96	2'28.36	3'47.51	5'06.30	6'25.14	7'44.71	9'03.26	
				37.48	1'17.40	1'19.15	1'18.79	1'18.84	1'19.57	1'18.55	
				10'22.14	11'40.73	12'59.25	14'17.52	15'35.82	16'54.46	18'13.16	<b>19'30.41</b>
				1'18.88	1'18.59	1'18.52	1'18.27	1'18.30	1'18.64	1'18.70	1'17.25
7	<b>CHAGOLLA Juan</b> MEXICO	1992 MEX	33.22	1'09.23	2'22.62	3'39.61	4'57.28	6'14.47	7'36.74	8'55.53	
				36.01	1'13.39	1'16.99	1'17.67	1'17.19	1'22.27	1'18.79	
				10'14.50	11'33.61	12'53.74	14'19.08	15'41.81	17'02.39	18'23.13	<b>19'41.80</b>
				1'18.97	1'19.11	1'20.13	1'25.34	1'22.73	1'20.58	1'20.74	1'18.67
8	<b>HLAVAE Vladimir</b> CZECH REPUBLIC	1993 CZE	34.53	1'14.00	2'36.16	3'59.36	5'23.13	6'46.43	8'09.71	9'32.59	
				39.47	1'22.16	1'23.20	1'23.77	1'23.30	1'23.28	1'22.88	
				10'56.95	12'21.09	13'44.66	15'07.35	16'31.86	17'55.78	19'15.58	<b>20'33.26</b>
				1'24.36	1'24.14	1'23.57	1'22.69	1'24.51	1'23.92	1'19.80	1'17.68
9	<b>CHEN Yu Chia</b> MACAU	1998 MAC	37.87	1'18.98	2'42.96	4'06.01	5'30.22	6'53.90	8'17.37	9'41.63	
				41.11	1'23.98	1'23.05	1'24.21	1'23.68	1'23.47	1'24.26	
				11'05.26	12'28.85	13'52.81	15'16.99	16'40.16	18'02.65	19'24.61	<b>20'42.75</b>
				1'23.63	1'23.59	1'23.96	1'24.18	1'23.17	1'22.49	1'21.96	1'18.14
10	<b>VERGOTINE Valentino</b> SOUTH AFRICA	1987 RSA	34.56	1'13.80	2'35.76	3'58.90	5'22.30	6'45.79	8'09.91	9'33.83	
				39.24	1'21.96	1'23.14	1'23.40	1'23.49	1'24.12	1'23.92	
				10'57.64	12'22.78	13'46.46	15'07.84	16'31.06	17'56.29	19'21.75	<b>20'42.97</b>
				1'23.81	1'25.14	1'23.68	1'21.38	1'23.22	1'25.23	1'25.46	1'21.22
11	<b>BERARDI Luca</b> ITALY	1983 ITA	33.94	1'14.80	2'40.52	4'05.91	5'33.15	7'01.56	8'31.03	10'00.68	
				40.86	1'25.72	1'25.39	1'27.24	1'28.41	1'29.47	1'29.65	
				11'28.21	12'56.10	14'24.58	15'53.17	17'21.64	18'48.84	20'14.23	<b>21'32.54</b>
				1'27.53	1'27.89	1'28.48	1'28.59	1'28.47	1'27.20	1'25.39	1'18.31
12	<b>PENA Daniel</b> VENEZUELA	1987 VEN	33.21	1'10.34	2'34.51	4'02.02	5'30.05	6'58.14	8'26.41	9'54.59	
				37.13	1'24.17	1'27.51	1'28.03	1'28.09	1'28.27	1'28.18	
				11'21.93	12'50.02	14'18.74	15'47.77	17'17.20	18'46.82	20'15.24	<b>21'37.91</b>
				1'27.34	1'28.09	1'28.72	1'29.03	1'29.43	1'29.62	1'28.42	1'22.67
13	<b>BOECKL Herbert</b> AUSTRIA	1985 AUT	37.47	1'18.79	2'45.32	4'13.73	5'42.32	7'11.54	8'40.36	10'08.96	
				41.32	1'26.53	1'28.41	1'28.59	1'29.22	1'28.82	1'28.60	
				11'39.00	13'09.43	14'39.98	16'11.15	17'42.62	19'14.52	20'45.82	<b>22'16.53</b>
				1'30.04	1'30.43	1'30.55	1'31.17	1'31.47	1'31.90	1'31.30	1'30.71
14	<b>DOS SANTO Edvaldo J</b> BRAZIL	1975 BRA	35.81	1'16.00	2'40.49	4'07.88	5'38.69	7'09.03	8'39.46	10'09.66	
				40.19	1'24.49	1'27.39	1'30.81	1'30.34	1'30.43	1'30.20	
				11'41.13	13'13.27	14'45.90	16'19.11	17'50.55	19'23.16	20'53.61	<b>22'20.77</b>
				1'31.47	1'32.14	1'32.63	1'33.21	1'31.44	1'32.61	1'30.45	1'27.16



RANK	SURNAME & NAME	BORN	50 m	100 m	200 m	300 m	400 m	500 m	600 m	700 m	FINAL
	TEAM	NAT		800 m	900 m	1000 m	1100 m	1200 m	1300 m	1400 m	

NOT CLASSIFIED

**DAYRAN Doruk**

1994 TUR TURKEY

**DNS**

*Issued: 03/10/2011 at 16:51*

**Results**

<b>RANK</b>	<b>SURNAME &amp; NAME</b>	<b>BORN</b>	<b>NAT</b>	<b>TEAM</b>	<b>FINAL</b>
<b>50 m Breaststroke - Women Preliminary Summary</b>					
1	ALONSO MORALES Michelle	1994	ESP	SPAIN	37.68
2	LEUNG Shu Hang	1987	HKG	HONG KONG	38.93
3	FOWLER Amanda	1996	AUS	AUSTRALIA	39.73
4	SCHMIDT Emily	1993	AUS	AUSTRALIA	41.03
5	KOTVYTSKA Olena	1990	UKR	UKRAINE	41.50
6	BERCZI Zsofia	1981	HUN	HUNGARY	41.73
7	BIRD Stephanie	1988	GRB	GREAT BRITAIN	43.83
8	MIKOVA Adela	1991	CZE	CZECH REPUBLIC	43.86
9	MANDIN Alicia	1989	FRA	FRANCE	44.77
10	HERRERA Stephanie	1993	MEX	MEXICO	45.35
11	MINGUET AthanaØSe	1993	FRA	FRANCE	47.83
12	BELTRAN DE HEREDIA Ania	1988	ESP	SPAIN	48.32
13	FOWLER Cornelia	1980	RSA	SOUTH AFRICA	48.68
14	MICHIE Meagan	1989	CAN	CANADA	50.24

Issued: 02/10/2011 at 10:41

## Results

RANK	LN	SURNAME & NAME	BORN	NAT	TEAM	FINAL
<b>50 m Breaststroke - Women</b>						
<b>Final</b>						
<b>Final</b>						
1	4	ALONSO MORALES Michelle	1994	ESP	SPAIN	36.05
2	5	LEUNG Shu Hang	1987	HKG	HONG KONG	38.03
3	3	FOWLER Amanda	1996	AUS	AUSTRALIA	39.67
4	7	BERCZI Zsofia	1981	HUN	HUNGARY	41.23
5	2	KOTVYTSKA Olena	1990	UKR	UKRAINE	41.75
6	6	SCHMIDT Emily	1993	AUS	AUSTRALIA	42.76
7	8	MIKOVA Adela	1991	CZE	CZECH REPUBLIC	43.32
8	1	BIRD Stephanie	1988	GRB	GREAT BRITAIN	45.23

Issued: 02/10/2011 at 17:07

## Results

RANK	SURNAME & NAME	BORN	NAT	TEAM	FINAL
<b>50 m Breaststroke - Men</b>					
<b>Preliminary</b>					
<b>Summary</b>					
1	VERA Alberto	1990	VEN	VENEZUELA	32.94
2	JUNG Yangmook	1988	KOR	KOREA	33.45
3	TANAKA Yasuhiro	1989	JPN	JAPAN	33.78
4	SZECHENYI Andras	1989	HUN	HUNGARY	34.43
5	WRIGHT Challis	1991	RSA	SOUTH AFRICA	34.50
6	DONACHIE Patrick	1983	AUS	AUSTRALIA	35.22
7	HEATH Michael	1989	CAN	CANADA	35.95
8	DEFORGE Jacky	1985	FRA	FRANCE	36.18
9	WONG Ka Chung	1987	HKG	HONG KONG	36.58
10	SAITO Tsuyoshi	1983	JPN	JAPAN	36.71
11	MURAMATSU Ryo	1990	JPN	JAPAN	36.94
12	BATARA Magnus	1991	CAN	CANADA	38.08
13	MAJOKA Sipho	1989	RSA	SOUTH AFRICA	38.44
14	GROENEWAL Martyn	1990	RSA	SOUTH AFRICA	38.75
15	HLAVAE Vladimir	1993	CZE	CZECH REPUBLIC	38.83
16	BABEY Igor	1981	UKR	UKRAINE	40.29
17	PAREDES M Luis Fran	1993	ESP	SPAIN	41.32
	ZANGARELL Matheus	1994	BRA	BRAZIL	41.32
19	RYBA Klaus	1978	AUT	AUSTRIA	41.97
20	FERRAZ Gutemberg	1984	BRA	BRAZIL	50.36
21	DEMIRCI Muammer C	1990	TUR	TURKEY	52.53
22	ESCALONA Harving	1989	VEN	VENEZUELA	55.16

Issued: 02/10/2011 at 10:40

## Results

RANK	SURNAME & NAME	BORN	NAT	TEAM	50 m		FINAL
<b>100 m Breaststroke - Women</b>							
<b>Preliminary</b>							
<b>Summary</b>							
1	LEUNG Shu Hang	1987	HKG	HONG KONG	40.54	44.49	1'25.03
2	ZHAROVA Alexandra	1996	RUS	RUSSIAN FEDERATION	41.63	46.31	1'26.94
3	ALONSO MORALES Michelle	1994	ESP	SPAIN	41.82	47.24	1'29.06
4	FOWLER Amanda	1996	AUS	AUSTRALIA	42.14	48.39	1'30.53
5	KOTVYTSKA Olena	1990	UKR	UKRAINE	43.38	48.26	1'31.64
6	SMITH Yvonne	1990	RSA	SOUTH AFRICA	43.08	49.32	1'32.40
7	DIAZ DE LA VEGA Mariana	1987	MEX	MEXICO	43.29	49.76	1'33.04
8	MORAES Viviana	1982	VEN	VENEZUELA	43.96	49.58	1'33.54
9	SCHMIDT Emily	1993	AUS	AUSTRALIA	45.32	48.25	1'33.57
10	CHOW Yuan Ying	1988	HKG	HONG KONG	45.41	48.33	1'33.74
11	LINDBERG Pernilla	1994	SWE	SWEDEN	43.91	50.33	1'34.24
12	BERCZI Zsafia	1981	HUN	HUNGARY	43.04	51.81	1'34.85
13	HERRERA Stephanie	1993	MEX	MEXICO	44.83	51.48	1'36.31
14	MIKOVA Adela	1991	CZE	CZECH REPUBLIC	44.41	52.14	1'36.55
15	BIRD Stephanie	1988	GBR	GREAT BRITAIN	46.05	51.52	1'37.57
16	KASKO Kirstie	1992	CAN	CANADA	46.02	53.04	1'39.06
17	MORRIER Justine	1997	CAN	CANADA	47.98	51.38	1'39.36
18	OBERHAUSER Kathrin	1992	ITA	ITALY	45.42	54.09	1'39.51
19	RESENDIZ Beatriz	1988	MEX	MEXICO	46.72	53.29	1'40.01
20	MANDIN Alicia	1989	FRA	FRANCE	46.69	53.59	1'40.28
21	TU Jo-Lin	1991	TPE	TAIWAN	48.67	54.03	1'42.70
22	DE MOT Mieke	1985	BEL	BELGIUM	48.80	56.59	1'45.39
23	MINGUET AthanaØSe	1993	FRA	FRANCE	47.68	58.96	1'46.64
24	FOWLER Cornelia	1980	RSA	SOUTH AFRICA	50.57	57.58	1'48.15
25	MICHIE Meagan	1989	CAN	CANADA	52.36	56.13	1'48.49
26	STUFANO Rosanna	1990	ITA	ITALY	51.57	57.04	1'48.61
27	BELTRAN DE HEREDIA Ania	1988	ESP	SPAIN	51.22	58.20	1'49.42
28	ANTUNES Kelly Da Silva	1981	BRA	BRAZIL	53.69	1'00.12	1'53.81
NOT CLASSIFIED							
	PARK Woosun	1990	KOR	KOREA	42.40	49.13	DISQ
	<i>False start</i>						

Issued: 03/10/2011 at 9:44

## Results

RANK	LN	SURNAME & NAME	BORN	NAT	TEAM	50 m	FINAL
<b>100 m Breaststroke - Women</b>							
<b>Final</b>							
<b>Final</b>							
1	3	ALONSO MORALES Michelle	1994	ESP	SPAIN	36.82	42.51 1'19.33
2	4	LEUNG Shu Hang	1987	HKG	HONG KONG	37.95	43.48 1'21.43
3	5	ZHAROVA Alexandra	1996	RUS	RUSSIAN FEDERATION	40.47	44.19 1'24.66
4	6	FOWLER Amanda	1996	AUS	AUSTRALIA	39.77	46.97 1'26.74
5	8	MORAES Viviana	1982	VEN	VENEZUELA	44.47	46.91 1'31.38
6	7	SMITH Yvonne	1990	RSA	SOUTH AFRICA	42.58	49.14 1'31.72
7	2	KOTVYTSKA Olena	1990	UKR	UKRAINE	42.78	60.20 1'32.98
8	1	DIAZ DE LA VEGA Mariana	1987	MEX	MEXICO	43.16	50.41 1'33.57

Issued: 03/10/2011 at 16:22

## Results

RANK	SURNAME & NAME	BORN	NAT	TEAM	50 m	FINAL
<b>100 m Breaststroke - Men</b>						
<b>Preliminary</b>						
<b>Summary</b>						
1	JUNG Yangmook	1988	KOR	KOREA	33.94	1'10.98
2	TANAKA Yasuhiro	1989	JPN	JAPAN	34.66	1'13.39
3	WRIGHT Challis	1991	RSA	SOUTH AFRICA	36.00	1'16.16
4	HAYASHIDA Taiga	1989	JPN	JAPAN	35.06	1'16.53
5	WONG Ka Chung	1987	HKG	HONG KONG	36.29	1'17.08
6	AU Kai Lun	1993	HKG	HONG KONG	36.48	1'17.24
7	GROENEWAL Craig	1979	RSA	SOUTH AFRICA	36.22	1'17.51
8	VERA Alberto	1990	VEN	VENEZUELA	35.31	1'17.54
9	SAITO Tsuyoshi	1983	JPN	JAPAN	36.94	1'18.64
10	DONACHIE Patrick	1983	AUS	AUSTRALIA	36.76	1'19.86
11	DEFORGE Jacky	1985	FRA	FRANCE	37.17	1'19.88
12	SZECHENYI Andras	1989	HUN	HUNGARY	38.43	1'20.13
13	LEE Tsun Sang	1992	HKG	HONG KONG	37.79	1'20.54
14	HEATH Michael	1989	CAN	CANADA	37.80	1'20.96
15	DOBRYKOV Andrey	1989	RUS	RUSSIAN FEDERATION	37.48	1'21.59
16	POPOV Denis	1989	RUS	RUSSIAN FEDERATION	38.53	1'22.23
17	HLAVAE Vladimir	1993	CZE	CZECH REPUBLIC	39.75	1'23.54
18	ROUELLE Maxime	1993	CAN	CANADA	39.15	1'23.95
19	LIN Hsien-Chu	1994	TPE	TAIWAN	40.32	1'25.84
20	GROENEWAL Martyn	1990	RSA	SOUTH AFRICA	40.35	1'25.86
21	TAN Eng Kiong	1991	SIN	SINGAPORE	38.39	1'26.32
22	CHAN Ethan	1994	AUS	AUSTRALIA	41.93	1'26.38
23	TAY Wei Siang	1994	SIN	SINGAPORE	40.19	1'26.90
24	ALIJEV Jevgeni	1983	EST	ESTONIA	40.57	1'27.42
25	BATARA Magnus	1991	CAN	CANADA	41.14	1'27.59
26	KILDUFF Mitchell	1996	AUS	AUSTRALIA	38.61	1'28.20
27	SCARDONI Marco	1992	ITA	ITALY	40.97	1'28.38
28	BABEY Igor	1981	UKR	UKRAINE	41.29	1'31.20
29	ZANGARELL Matheus	1994	BRA	BRAZIL	43.69	1'35.92
30	PENA Daniel	1987	VEN	VENEZUELA	45.53	1'35.99
31	CHEN Yu Chia	1998	MAC	MACAU	48.71	1'42.13

Issued: 03/10/2011 at 9:30

## Results

RANK	LN	SURNAME & NAME	BORN	NAT	TEAM	50. m	FINAL
<b>100 m Breaststroke - Men</b>							
<b>Final</b>							
<b>Final</b>							
1	5	TANAKA Yasuhiro	1989	JPN	JAPAN	33.48	36.44 1'09.92
2	4	JUNG Yangmook	1988	KOR	KOREA	33.20	37.64 1'10.84
3	3	WRIGHT Challis	1991	RSA	SOUTH AFRICA	34.31	40.10 1'14.41
4	7	AU Kai Lun	1993	HKG	HONG KONG	35.73	39.36 1'15.09
5	6	HAYASHIDA Taiga	1989	JPN	JAPAN	35.05	40.90 1'15.95
6	1	GROENEWAL Craig	1979	RSA	SOUTH AFRICA	35.58	40.94 1'16.52
7	2	WONG Ka Chung	1987	HKG	HONG KONG	35.99	41.20 1'17.19
8	8	VERA Alberto	1990	VEN	VENEZUELA	36.65	41.06 1'17.71

Issued: 03/10/2011 at 16:08

## Results

RANK	SURNAME & NAME	BORN	NAT	TEAM	50 m	100 m	150 m	FINAL
<b>200 m Breaststroke - Women Preliminary Summary</b>								
1	ALONSO MORALES Michelle	1994	ESP	SPAIN	39.46	1'26.24	2'16.44	<b>3'06.34</b>
						46.78	50.20	49.90
2	LEUNG Shu Hang	1987	HKG	HONG KONG	43.83	1'31.74	2'20.28	<b>3'09.86</b>
						47.91	48.54	49.58
3	SCHMIDT Emily	1993	AUS	AUSTRALIA	46.83	1'36.03	2'24.51	<b>3'12.75</b>
						49.20	48.48	48.24
4	FOWLER Amanda	1996	AUS	AUSTRALIA	43.56	1'33.64	2'27.12	<b>3'15.51</b>
						50.08	53.48	48.39
5	KOTVYTSKA Olena	1990	UKR	UKRAINE	45.34	1'35.24	2'26.03	<b>3'16.03</b>
						49.90	50.79	50.00
6	MORAES Viviana	1982	VEN	VENEZUELA	46.54	1'36.82	2'28.17	<b>3'18.18</b>
						50.28	51.35	50.01
7	BERCZI Zsafia	1981	HUN	HUNGARY	45.12	1'35.14	2'28.18	<b>3'22.53</b>
						50.02	53.04	54.35
8	SMITH Yvonne	1990	RSA	SOUTH AFRICA	43.76	1'35.37	2'29.84	<b>3'23.82</b>
						51.61	54.47	53.98
9	DIAZ DE LA VEGA Mariana	1987	MEX	MEXICO	45.41	1'37.47	2'30.99	<b>3'23.97</b>
						52.06	53.52	52.98
10	MORRIER Justine	1997	CAN	CANADA	48.19	1'41.04	2'34.56	<b>3'25.60</b>
						52.85	53.52	51.04
11	MIKOVA Adela	1991	CZE	CZECH REPUBLIC	47.10	1'40.30	2'35.32	<b>3'28.47</b>
						53.20	55.02	53.15
12	TU Jo-Lin	1991	TPE	TAIWAN	50.82	1'43.96	2'38.46	<b>3'29.31</b>
						53.14	54.50	50.85
13	HERRERA Stephanie	1993	MEX	MEXICO	45.40	1'39.38	2'33.58	<b>3'30.75</b>
						53.98	54.20	57.17
14	KASKO Kirstie	1992	CAN	CANADA	45.95	1'39.79	2'34.95	<b>3'31.99</b>
						53.84	55.16	57.04
15	OBERHAUSER Kathrin	1992	ITA	ITALY	45.15	1'38.19	2'35.28	<b>3'32.02</b>
						53.04	57.09	56.74
16	FOWLER Cornelia	1980	RSA	SOUTH AFRICA	49.89	1'47.68	2'45.74	<b>3'45.32</b>
						57.79	58.06	59.58
17	MICHIE Meagan	1989	CAN	CANADA	55.39	1'52.46	2'52.88	<b>3'49.63</b>
						57.07	1'00.42	56.75
18	STUFANO Rosanna	1990	ITA	ITALY	59.17	1'53.99	2'57.82	<b>3'58.70</b>
						54.82	1'03.83	1'00.88
19	ANTUNES Kelly Da Silva	1981	BRA	BRAZIL	53.60	1'57.96	3'01.69	<b>4'07.23</b>
						1'04.36	1'03.73	1'05.54
20	SMIT Dorothy	1985	RSA	SOUTH AFRICA	59.77	2'07.99	3'17.15	<b>4'26.89</b>
						1'08.22	1'09.16	1'09.74

Issued: 01/10/2011 at 9:56

Results

RANK	LN	SURNAME & NAME	BORN	NAT	TEAM	50 m	100 m	150 m	FINAL
<b>200 m Breaststroke - Women</b>									
<b>Final</b>									
<b>Final</b>									
1	5	LEUNG Shu Hang	1987	HKG	HONG KONG	38.50	1'21.14	2'06.56	<b>2'51.90</b>
							<i>42.64</i>	<i>45.42</i>	<i>45.34</i>
2	4	ALONSO MORALES Michelle	1994	ESP	SPAIN	37.29	1'22.78	2'13.73	<b>3'06.33</b>
							<i>45.49</i>	<i>50.95</i>	<i>52.60</i>
3	6	FOWLER Amanda	1996	AUS	AUSTRALIA	42.49	1'31.28	2'21.56	<b>3'08.38</b>
							<i>48.79</i>	<i>50.28</i>	<i>46.82</i>
4	3	SCHMIDT Emily	1993	AUS	AUSTRALIA	43.98	1'31.51	2'20.53	<b>3'10.05</b>
							<i>47.53</i>	<i>49.02</i>	<i>49.52</i>
5	7	MORAES Viviana	1982	VEN	VENEZUELA	45.61	1'32.95	2'25.55	<b>3'15.14</b>
							<i>47.34</i>	<i>52.60</i>	<i>49.59</i>
6	2	KOTVYTSKA Olena	1990	UKR	UKRAINE	43.63	1'33.71	2'24.94	<b>3'16.17</b>
							<i>50.08</i>	<i>51.23</i>	<i>51.23</i>
7	8	SMITH Yvonne	1990	RSA	SOUTH.AFRICA	45.12	1'34.19	2'26.35	<b>3'19.17</b>
							<i>49.07</i>	<i>52.16</i>	<i>52.82</i>
8	1	BERCZI Zsafia	1981	HUN	HUNGARY	44.04	1'35.03	2'28.72	<b>3'22.88</b>
							<i>50.99</i>	<i>53.69</i>	<i>54.16</i>

Issued: 01/10/2011 at 16:33

## Results

RANK	SURNAME & NAME	BORN NAT TEAM	50 m	100 m	150 m	FINAL
<b>200 m Breaststroke - Men Preliminary Summary</b>						
1	JUNG Yangmook	1988 KOR KOREA	34.62	1'12.64	1'52.09	<b>2'32.72</b>
				38.02	39.45	40.63
2	TANAKA Yasuhiro	1989 JPN JAPAN	34.39	1'12.69	1'53.29	<b>2'37.16</b>
				38.30	40.60	43.87
3	WRIGHT Challis	1991 RSA SOUTH AFRICA	36.53	1'18.48	2'02.03	<b>2'46.39</b>
				41.95	43.55	44.36
4	WONG Ka Chung	1987 HKG HONG KONG	37.39	1'19.80	2'03.84	<b>2'48.26</b>
				42.41	44.04	44.42
5	SAITO Tsuyoshi	1983 JPN JAPAN	35.97	1'17.08	2'01.33	<b>2'48.47</b>
				41.11	44.25	47.14
6	DEFORGE Jacky	1985 FRA FRANCE	36.86	1'19.58	2'04.44	<b>2'51.81</b>
				42.72	44.86	47.37
7	HEATH Michael	1989 CAN CANADA	38.29	1'21.94	2'07.15	<b>2'53.21</b>
				43.65	45.21	46.06
8	MURAMATSU Ryo	1990 JPN JAPAN	39.56	1'23.81	2'08.99	<b>2'53.77</b>
				44.25	45.18	44.78
9	ROUELLE Maxime	1993 CAN CANADA	39.85	1'25.08	2'11.59	<b>2'58.89</b>
				45.23	46.51	47.30
10	VERGOTINE Valentino	1987 RSA SOUTH AFRICA	41.31	1'26.94	2'14.42	<b>3'00.72</b>
				45.63	47.48	46.30
11	GROENEWAL Martyn	1990 RSA SOUTH AFRICA	40.09	1'25.08	2'13.25	<b>3'02.01</b>
				44.99	48.17	48.76
12	LIN Hsien-Chu	1994 TPE TAIWAN	40.57	1'27.29	2'14.75	<b>3'02.83</b>
				46.72	47.48	48.08
13	HLAVAE Vladimir	1993 CZE CZECH REPUBLIC	41.11	1'29.00	2'16.51	<b>3'03.57</b>
				47.89	47.51	47.06
14	IZARRA Osvald	1990 VEN VENEZUELA	48.54	1'30.84	2'20.19	<b>3'06.77</b>
				42.30	49.35	46.58
15	BATARA Magnus	1991 CAN CANADA	41.32	1'31.22	2'23.90	<b>3'13.21</b>
				49.90	52.68	49.31
16	SCARDONI Marco	1992 ITA ITALY	43.50	1'33.06	2'22.36	<b>3'14.80</b>
				49.56	49.30	52.44
17	BERARDI Luca	1983 ITA ITALY	45.66	1'38.84	2'33.90	<b>3'27.36</b>
				53.18	55.06	53.46
18	ZANGARELL Matheus	1994 BRA BRAZIL	53.88	1'42.66	2'42.13	<b>3'29.53</b>
				48.78	59.47	47.40
19	CHEN Yu Chia	1998 MAC MACAU	49.64	1'45.96	2'40.42	<b>3'35.33</b>
				56.32	54.46	54.91
NOT CLASSIFIED						
	BOECKL Herbert	1985 AUT AUSTRIA	46.36	1'40.95	2'35.98	<b>DISQ</b>
				54.59	55.03	55.73

*Irregular swimming*

Issued: 01/10/2011 at 9:42

**Results**

RANK	LN	SURNAME & NAME	BORN	NAT	TEAM	50 m	100 m	150 m	FINAL
<b>200 m Breaststroke - Men</b>									
<b>Final</b>									
<b>Final</b>									
1	4	JUNG Yangmook	1988	KOR	KOREA	34.21	1'11.94	1'51.00	<b>2'30.94</b>
							37.73	39.06	39.94
2	5	TANAKA Yasuhiro	1989	JPN	JAPAN	34.95	1'12.36	1'51.97	<b>2'32.29</b>
							37.41	39.61	40.32
3	3	WRIGHT Challis	1991	RSA	SOUTH AFRICA	36.04	1'16.53	1'59.35	<b>2'43.51</b>
							40.49	42.82	44.16
4	6	WONG Ka Chung	1987	HKG	HONG KONG	36.50	1'17.27	2'00.23	<b>2'44.56</b>
							40.77	42.96	44.33
5	2	SAITO Tsuyoshi	1983	JPN	JAPAN	37.35	1'19.87	2'03.15	<b>2'47.82</b>
							42.52	43.28	44.67
6	8	MURAMATSU Ryo	1990	JPN	JAPAN	40.40	1'23.61	2'09.90	<b>2'52.02</b>
							43.21	46.29	42.12
7	7	DEFORGE Jacky	1985	FRA	FRANCE	38.50	1'20.85	2'07.07	<b>2'52.50</b>
							42.35	46.22	45.43
8	1	HEATH Michael	1989	CAN	CANADA	38.02	1'22.30	2'08.82	<b>2'54.79</b>
							44.28	46.52	45.97

Issued: 01/10/2011 at 16:14

## Results

RANK	SURNAME & NAME	BORN	NAT	TEAM	FINAL
<b>50 m Backstroke - Women Preliminary Summary</b>					
1	CORRY Taylor	1995	AUS	AUSTRALIA	35.19
2	LEO Kara	1992	AUS	AUSTRALIA	35.53
3	HOLLAND Nerice	1988	AUS	AUSTRALIA	37.13
4	CHOW Yuen Ying	1988	HKG	HONG KONG	38.07
5	KASKO Kirstie	1992	CAN	CANADA	39.38
6	MORRIER Justine	1997	CAN	CANADA	39.99
7	TANG Chui Fan	1990	HKG	HONG KONG	40.08
8	CICHOCKI Leslie	1988	USA	UNITED STATES	40.12
9	STEFANSDOTTIR Kolbrun A.	1997	ISL	ICELAND	40.56
10	DE MOT Mieke	1985	BEL	BELGIUM	40.76
11	KOHON Dzsénifer	1996	HUN	HUNGARY	41.17
12	MIKOVA Adela	1991	CZE	CZECH REPUBLIC	41.93
13	KRIEL Christelle	1994	RSA	SOUTH AFRICA	42.76
14	LIM Jaeyeon	1990	KOR	KOREA	43.22
15	STERRENBURG Leanne	1981	RSA	SOUTH AFRICA	43.70
16	TAPOLCZAI Viktória	1987	HUN	HUNGARY	44.39
17	CHENERY Lucy	1996	GBR	GREAT BRITAIN	44.84
18	HAN Dahee	1992	KOR	KOREA	46.03
19	MEGGYESI Orsolya	1996	HUN	HUNGARY	48.31
20	TVERSKAJA Diana	1995	EST	ESTONIA	48.62
21	D'ODORICO Elena	1985	ITA	ITALY	51.77
22	OZTURK Gizem	1990	TUR	TURKEY	57.94
NOT CLASSIFIED					
	GAECHTER Nadine	1984	AUT	AUSTRIA	DISQ
	<i>Irregular Arrive</i>				
	CERTAIN Renata Maria Fra	1976	BRA	BRAZIL	DNS

Issued: 03/10/2011 at 9:26

**Results**

<i>RANK</i>	<i>LN</i>	<i>SURNAME &amp; NAME</i>	<i>BORN</i>	<i>NAT</i>	<i>TEAM</i>	<i>FINAL</i>
<b>50 m Backstroke - Women</b>						
<b>Final</b>						
<b>Final</b>						
1	4	CORRY Taylor	1995	AUS	AUSTRALIA	34.30
2	3	HOLLAND Nerice	1988	AUS	AUSTRALIA	35.49
3	5	LEO Kara	1992	AUS	AUSTRALIA	36.19
4	6	CHOW Yuen Ying	1988	HKG	HONG KONG	36.90
5	2	KASKO Kirstie	1992	CAN	CANADA	38.86
6	8	CICHOCKI Leslie	1988	USA	UNITED STATES	39.44
7	1	TANG Chui Fan	1990	HKG	HONG KONG	39.59
8	7	MORRIER Justine	1997	CAN	CANADA	39.82

Issued: 03/10/2011 at 16:05

## Results

RANK	SURNAME & NAME	BORN	NAT	TEAM	FINAL
<b>50 m Backstroke - Men Preliminary Summary</b>					
1	NAGAO Tomoyuki	1995	JPN	JAPAN	29.84
2	LEE Inkook	1995	KOR	KOREA	30.59
3	TSUGAWA Takuya	1992	JPN	JAPAN	30.88
4	SZECHENYI Andras	1989	HUN	HUNGARY	31.35
5	RAHIER Adam	1988	CAN	CANADA	31.57
6	CHO Wonsang	1992	KOR	KOREA	31.58
7	KIM Joonhwan	1993	KOR	KOREA	32.30
8	LEE David	1987	AUS	AUSTRALIA	32.85
9	GROENEWAL Craig	1979	RSA	SOUTH AFRICA	33.90
10	CHAN Ching	1991	HKG	HONG KONG	34.41
11	HEATH Michael	1989	CAN	CANADA	34.60
12	GROENEWAL Martyn	1990	RSA	SOUTH AFRICA	34.76
13	IZARRA Osvald	1990	VEN	VENEZUELA	35.09
14	BERJEL Ruben	1991	VEN	VENEZUELA	35.24
15	ALIJEV Jevgeni	1983	EST	ESTONIA	35.47
	HLAVAE Vladimir	1993	CZE	CZECH REPUBLIC	35.47
17	BABEY Igor	1981	UKR	UKRAINE	35.57
18	DUTTER Maxime	1984	FRA	FRANCE	35.94
19	TEJEIRO Frederic	1977	FRA	FRANCE	36.10
20	CHAN Man Tung	1990	HKG	HONG KONG	36.25
21	SCAFIDI Marco	1987	ITA	ITALY	36.54
22	DURAN Raul	1989	MEX	MEXICO	36.61
23	ANTONIO Charles F	1989	BRA	BRAZIL	37.07
24	QING Michael	1992	CAN	CANADA	37.57
25	KUSHCH Vadym	1995	UKR	UKRAINE	39.04
26	ROCHA Ivan Jorg	1978	BRA	BRAZIL	39.09
27	RYBA Klaus	1978	AUT	AUSTRIA	40.58
NOT CLASSIFIED					
	FERRAZ Gutemberg	1984	BRA	BRAZIL	DNS

Issued: 03/10/2011 at 9:08

Results

RANK	SURNAME & NAME	BORN	NAT	TEAM	50 m	FINAL
<b>100 m Backstroke - Women Preliminary Summary</b>						
1	CORRY Taylor	1995	AUS	AUSTRALIA	36.05	39.07 1'15.12
2	LEUNG Shu Hang	1987	HKG	HONG KONG	37.09	39.59 1'16.68
3	HOLLAND Nerice	1988	AUS	AUSTRALIA	37.99	40.21 1'18.20
4	LEO Kara	1992	AUS	AUSTRALIA	38.08	40.39 1'18.47
5	CHOW Yuen Ying	1988	HKG	HONG KONG	38.43	41.07 1'19.50
6	KASKO Kirstie	1992	CAN	CANADA	39.46	43.01 1'22.47
7	BIRD Stephanie	1988	GRB	GREAT BRITAIN	38.76	43.99 1'22.75
8	NISHIO Yoshiko	1982	JPN	JAPAN	40.68	43.00 1'23.68
9	KOHON Dzszenifer	1995	HUN	HUNGARY	44.48	40.23 1'24.71
10	SMITH Yvonne	1990	RSA	SOUTH AFRICA	40.46	44.99 1'25.45
11	TANG Chui Fan	1990	HKG	HONG KONG	42.94	44.19 1'27.13
12	LINDBERG Pernilla	1994	SWE	SWEDEN	42.65	45.26 1'27.91
13	CICHOCKI Leslie	1988	USA	UNITED STATES	42.98	45.09 1'28.07
14	MORRIER Justine	1997	CAN	CANADA	43.76	44.40 1'28.16
15	STEFANSDOTTIR Kolbrun A.	1997	ISL	ICELAND	46.77	41.64 1'28.41
16	LIM Jaeyeon	1990	KOR	KOREA	42.34	46.24 1'28.58
17	TAPOLCZAI Viktória	1987	HUN	HUNGARY	43.59	45.27 1'28.86
18	DE MOT Mieke	1985	BEL	BELGIUM	45.10	44.20 1'29.30
19	DIAZ DE LA VEGA Mariana	1987	MEX	MEXICO	43.71	46.04 1'29.75
20	MIKOVA Adela	1991	CZE	CZECH REPUBLIC	44.23	46.27 1'30.50
21	CHENERY Lucy	1995	GRB	GREAT BRITAIN	45.10	49.79 1'34.89
22	MORAES Viviana	1982	VEN	VENEZUELA	45.66	49.77 1'35.43
23	OBERHAUSER Kathrin	1992	ITA	ITALY	53.17	42.42 1'35.59
24	CORRADIN Silvia	1983	ITA	ITALY	47.56	48.55 1'36.11
25	RESENDIZ Beatriz	1988	MEX	MEXICO	47.88	49.09 1'36.97
26	SMIT Dorothy	1985	RSA	SOUTH AFRICA	48.29	48.77 1'37.06
27	HERRERA Stephanie	1993	MEX	MEXICO	47.80	52.96 1'40.76
28	MICHIE Meagan	1989	CAN	CANADA	55.15	48.01 1'43.16
29	TVERSKAJA Diana	1995	EST	ESTONIA	56.99	46.24 1'43.23
30	HAN Dahee	1992	KOR	KOREA	47.47	56.31 1'43.78
31	CHEW Zi Ling	1992	SIN	SINGAPORE	52.99	57.21 1'50.20
32	D'ODORICO Elena	1985	ITA	ITALY	52.45	58.65 1'51.10
33	OZTURK Gizem	1990	TUR	TURKEY	56.51	1'03.45 1'59.96
34	GAECHTER Nadine	1984	AUT	AUSTRIA	1'04.49	1'07.60 2'12.09
NOT CLASSIFIED						
	ZHAROVA Alexandra	1996	RUS	RUSSIAN FEDERATION	39.88	42.68 DISQ
	<i>False start</i>					
	KRIEL Christelle	1994	RSA	SOUTH AFRICA	43.30	46.46 DISQ
	<i>Irregular swimming</i>					
	CERTAIN Renata Maria Fra	1976	BRA	BRAZIL		DNS

Issued: 02/10/2011 at 9:57

## Results

RANK	LN	SURNAME & NAME	BORN	NAT	TEAM	50 m	FINAL
<b>100 m Backstroke - Women</b>							
<b>Final</b>							
<b>Final</b>							
1	4	CORRY Taylor	1995	AUS	AUSTRALIA	35.13	37.70 1'12.83
2	5	LEUNG Shu Hang	1987	HKG	HONG KONG	36.91	38.29 1'15.20
3	3	HOLLAND Nerice	1988	AUS	AUSTRALIA	36.60	39.13 1'15.73
4	6	LEO Kara	1992	AUS	AUSTRALIA	37.99	39.10 1'17.09
5	2	CHOW Yuen Ying	1988	HKG	HONG KONG	40.25	40.96 1'21.21
6	8	NISHIO Yoshiko	1982	JPN	JAPAN	40.70	42.26 1'22.96
7	7	KASKO Kirstie	1992	CAN	CANADA	40.81	43.22 1'24.03
8	1	BIRD Stephanie	1988	GRB	GREAT BRITAIN	39.71	1'04.24 1'43.95

Issued: 02/10/2011 at 16:07

## Results

RANK	SURNAME & NAME	BORN	NAT	TEAM	50 m	FINAL
<b>100 m Backstroke - Men Preliminary Summary</b>						
1	NAGAO Tomoyuki	1995	JPN	JAPAN	30.64	33.97 1'04.61
2	TSUGAWA Takuya	1992	JPN	JAPAN	32.26	34.79 1'07.05
3	SZECHENYI Andras	1989	HUN	HUNGARY	32.64	35.20 1'07.84
4	LEE Tsun Sang	1992	HKG	HONG KONG	32.20	35.87 1'08.07
5	RAHIER Adam	1988	CAN	CANADA	33.24	34.90 1'08.14
6	CHO Wonsang	1992	KOR	KOREA	32.29	36.01 1'08.30
7	KIM Joonhwan	1993	KOR	KOREA	32.67	36.00 1'08.67
8	VERA Alberto	1990	VEN	VENEZUELA	34.47	35.23 1'09.70
9	CHAN Man Tung	1990	HKG	HONG KONG	34.17	35.57 1'09.74
10	AU Kai Lun	1993	HKG	HONG KONG	33.66	36.43 1'10.09
11	GROENEWAL Martyn	1990	RSA	SOUTH AFRICA	35.03	36.98 1'12.01
12	WRIGHT Challis	1991	RSA	SOUTH AFRICA	35.00	37.33 1'12.33
13	LEE David	1987	AUS	AUSTRALIA	34.72	37.72 1'12.44
14	ENDO Ryuta	1987	JPN	JAPAN	34.95	37.71 1'12.66
15	SVERRISSO Jon M.	1992	ISL	ICELAND	35.47	38.29 1'13.76
16	POPOV Denis	1989	RUS	RUSSIAN FEDERATION	36.86	37.62 1'14.48
17	ALJJEV Jevgeni	1983	EST	ESTONIA	35.28	39.38 1'14.66
18	GROENEWAL Craig	1979	RSA	SOUTH AFRICA	35.95	39.30 1'15.25
19	DONACHIE Patrick	1983	AUS	AUSTRALIA	35.75	39.72 1'15.47
20	IZARRA Osvald	1990	VEN	VENEZUELA	37.26	38.92 1'16.18
21	CHAGOLLA Juan	1992	MEX	MEXICO	37.20	40.03 1'17.23
22	DUTTER Maxime	1984	FRA	FRANCE	37.81	39.43 1'17.24
23	BERJEL Ruben	1991	VEN	VENEZUELA	36.96	40.39 1'17.35
24	HLAVAE Vladimir	1993	CZE	CZECH REPUBLIC	37.20	40.25 1'17.45
25	BOON Dalton	1994	CAN	CANADA	37.07	40.46 1'17.53
26	CASALI Kevin	1993	ITA	ITALY	38.58	39.45 1'18.03
27	KILDUFF Mitchell	1996	AUS	AUSTRALIA	36.84	41.50 1'18.34
28	BABEY Igor	1981	UKR	UKRAINE	36.95	42.40 1'19.35
29	TAN Eng Kiong	1991	SIN	SINGAPORE	37.15	42.26 1'19.41
30	BERARDI Luca	1983	ITA	ITALY	39.68	40.21 1'19.89
31	TEJEIRO Frederic	1977	FRA	FRANCE	38.44	41.99 1'20.43
32	DURAN Raul	1989	MEX	MEXICO	38.97	42.12 1'21.09
33	SCAFIDI Marco	1987	ITA	ITALY	40.31	41.47 1'21.78
34	SILVA Andre' Do	1991	BRA	BRAZIL	38.57	43.27 1'21.84
35	KUSHCH Vadym	1995	UKR	UKRAINE	40.81	41.37 1'22.18
36	ROCHA Ivan Jorg	1978	BRA	BRAZIL	42.76	40.67 1'23.43
37	ANTONIO Charles F	1989	BRA	BRAZIL	42.76	43.96 1'26.72
38	LIN Hsien-Chu	1994	TPE	TAIWAN	44.70	46.86 1'31.56
39	CHEN Yu Chia	1998	MAC	MACAU	47.18	48.51 1'35.69

NOT CLASSIFIED

FAIRWEATH MacIolm 1984 CAN CANADA

DNS

Issued: 02/10/2011 at 9:14

**Results**

RANK	LN	SURNAME & NAME	BORN	NAT	TEAM	50 m	FINAL
<b>100 m Backstroke - Men</b>							
<b>Final</b>							
<b>Final</b>							
1	4	NAGAO Tomoyuki	1996	JPN	JAPAN	30.31	33.62 1'03.93
2	5	TSUGAWA Takuya	1992	JPN	JAPAN	31.04	34.53 1'05.57
3	2	RAHIER Adam	1988	CAN	CANADA	32.27	34.57 1'06.84
4	7	CHO Wonsang	1992	KOR	KOREA	32.47	34.53 1'07.00
5	6	LEE Tsun Sang	1992	HKG	HONG KONG	32.76	35.51 1'08.27
6	3	SZECHENYI Andras	1989	HUN	HUNGARY	32.86	35.78 1'08.64
7	1	KIM Joonhwan	1993	KOR	KOREA	32.74	36.51 1'09.25
8	8	VERA Alberto	1990	VEN	VENEZUELA	36.28	39.11 1'15.39

Issued: 02/10/2011 at 16:01

## Results

RANK	SURNAME & NAME	BORN	NAT	TEAM	50 m	100 m	150 m	FINAL
<b>200 m Backstroke - Women Preliminary Summary</b>								
1	<b>FOWLER Amanda</b>	1996	AUS	AUSTRALIA	39.07	1'21.73	2'07.84	<b>2'50.59</b>
2	<b>NISHIO Yoshiko</b>	1982	JPN	JAPAN	41.77	1'24.98	2'10.64	<b>2'54.84</b>
3	<b>KASKO Kirstie</b>	1992	CAN	CANADA	39.71	1'24.47	2'11.72	<b>2'57.31</b>
4	<b>TAPOLCZAI Viktória</b>	1987	HUN	HUNGARY	42.76	1'29.71	2'17.00	<b>3'05.01</b>
5	<b>TANG Chui Fan</b>	1990	HKG	HONG KONG	44.54	1'32.86	2'21.71	<b>3'09.52</b>
6	<b>CICHOCKI Leslie</b>	1988	USA	UNITED STATES	44.74	1'33.13	2'22.60	<b>3'10.57</b>
7	<b>CHENERY Lucy</b>	1995	GRB	GREAT BRITAIN	44.09	1'32.74	2'22.58	<b>3'11.49</b>
8	<b>DIAZ DE LA VEGA Mariana</b>	1987	MEX	MEXICO	46.81	1'35.90	2'25.23	<b>3'12.94</b>
9	<b>SMIT Dorothy</b>	1985	RSA	SOUTH AFRICA	47.88	1'37.58	2'28.11	<b>3'18.04</b>
10	<b>OBERHAUSER Kathrin</b>	1992	ITA	ITALY	44.60	1'39.04	2'49.00	<b>3'24.81</b>
11	<b>MEGGYESI Orsolya</b>	1995	HUN	HUNGARY	47.96	1'42.15	2'40.57	<b>3'35.81</b>
12	<b>D'ODORICO Elena</b>	1985	ITA	ITALY	54.90	1'51.03	2'50.60	<b>3'46.39</b>
						56.13	59.57	55.79

Issued: 29/09/2011 at 10:56

## Results

RANK	LN	SURNAME & NAME	BORN	NAT	TEAM	50 m	100 m	150 m	FINAL
<b>200 m Backstroke - Women</b>									
<b>Final</b>									
<b>Final</b>									
1	4	FOWLER Amanda	1996	AUS	AUSTRALIA	38.45	1'20.86	2'05.64	<b>2'47.36</b>
							42.41	44.78	41.72
2	5	NISHIO Yoshiko	1982	JPN	JAPAN	41.84	1'25.21	2'10.46	<b>2'53.90</b>
							43.37	45.25	43.44
3	3	KASKO Kirstie	1992	CAN	CANADA	40.10	1'24.54	2'10.37	<b>2'55.63</b>
							44.44	45.83	45.26
4	2	TANG Chui Fan	1990	HKG	HONG KONG	41.73	1'27.11	2'13.61	<b>2'57.18</b>
							45.38	46.50	43.57
5	6	TAPOLCZAI Viktória	1987	HUN	HUNGARY	42.82	1'28.47	2'16.51	<b>3'04.21</b>
							45.65	48.04	47.70
6	7	CICHOCKI Leslie	1988	USA	UNITED STATES	42.47	1'32.95	2'21.75	<b>3'07.13</b>
							50.48	48.80	45.38
7	1	CHENERY Lucy	1995	GRB	GREAT BRITAIN	44.33	1'33.52	2'24.63	<b>3'14.14</b>
							49.19	51.11	49.51
8	8	DIAZ DE LA VEGA Mariana	1987	MEX	MEXICO	49.56	1'40.65	2'37.73	<b>3'29.54</b>
							51.09	57.08	51.81

Issued: 29/09/2011 at 16:57

## Results

RANK	SURNAME & NAME	BORN	NAT	TEAM	50 m	100 m	150 m	FINAL
<b>200 m Backstroke - Men Preliminary Summary</b>								
1	RAHIER Adam	1988	CAN	CANADA	35.21	1'12.26	1'49.99	<b>2'27.03</b>
						37.05	37.73	37.04
2	CHAN Man Tung	1990	HKG	HONG KONG	35.21	1'13.51	1'52.65	<b>2'32.32</b>
						38.30	39.14	39.67
3	GROENEWAL Martyn	1990	RSA	SOUTH AFRICA	35.88	1'14.08	1'53.39	<b>2'33.60</b>
						38.20	39.31	40.21
4	LEE David	1987	AUS	AUSTRALIA	36.14	1'14.63	1'55.49	<b>2'36.70</b>
						38.49	40.86	41.21
5	QING Michael	1992	CAN	CANADA	37.39	1'18.18	1'59.62	<b>2'39.87</b>
						40.79	41.44	40.25
6	BABEY Igor	1981	UKR	UKRAINE	36.98	1'16.89	1'59.96	<b>2'43.44</b>
						39.91	43.07	43.48
7	HLAVAE Vladimir	1993	CZE	CZECH REPUBLIC	40.32	1'23.47	2'06.11	<b>2'48.07</b>
						43.15	42.64	41.96
8	BOON Dalton	1994	CAN	CANADA	38.37	1'22.29	2'07.75	<b>2'50.63</b>
						43.92	45.46	42.88
9	KUSHCH Vadym	1995	UKR	UKRAINE	40.32	1'24.42	2'10.08	<b>2'54.92</b>
						44.10	45.66	44.84
10	SILVA Andre' Do	1991	BRA	BRAZIL	40.68	1'25.38	2'12.60	<b>2'58.22</b>
						44.70	47.22	45.62
11	CHEN Yu Chia	1998	MAC	MACAU	49.02	1'39.54	2'31.78	<b>3'19.92</b>
						50.52	52.24	48.14
	NOT CLASSIFIED							
	BERJEL Ruben	1991	VEN	VENEZUELA				DNF

Issued: 29/09/2011 at 10:53

**Results**

RANK	LN	SURNAME & NAME	BORN	NAT	TEAM	50 m	100 m	150 m	FINAL
<b>200 m Backstroke - Men</b>									
<b>Final</b>									
<b>Final</b>									
1	4	RAHIER Adam	1988	CAN	CANADA	34.30	1'10.78	1'48.55	<b>2'25.57</b>
							36.48	37.77	37.02
2	5	CHAN Man Tung	1990	HKG	HONG KONG	33.84	1'10.05	1'48.85	<b>2'28.46</b>
							36.21	38.80	39.61
3	3	GROENEWAL Martyn	1990	RSA	SOUTH AFRICA	36.07	1'14.45	1'54.55	<b>2'34.36</b>
							38.38	40.10	39.81
4	6	LEE David	1987	AUS	AUSTRALIA	35.71	1'14.33	1'56.34	<b>2'36.46</b>
							38.62	42.01	40.12
5	2	QING Michael	1992	CAN	CANADA	38.15	1'18.55	2'00.01	<b>2'40.15</b>
							40.40	41.46	40.14
6	7	BABEY Igor	1981	UKR	UKRAINE	37.73	1'16.55	2'01.74	<b>2'43.72</b>
							38.82	45.19	41.98
7	1	HLAVAE Vladimir	1993	CZE	CZECH REPUBLIC	39.10	1'24.70	2'03.80	<b>2'44.94</b>
							45.60	39.10	41.14
8	8	BOON Dalton	1994	CAN	CANADA	40.49	1'22.88	2'08.88	<b>2'52.57</b>
							42.39	46.00	43.69

Issued: 29/09/2011 at 16:38

**Results**

RANK	SURNAME & NAME	BORN	NAT	TEAM	FINAL
<b>50 m Butterfly - Women Preliminary Summary</b>					
1	<b>FOWLER Amanda</b>	1996	AUS	AUSTRALIA	34.14
2	<b>HOLLAND Nerice</b>	1988	AUS	AUSTRALIA	34.71
3	<b>ALONSO MORALES Michelle</b>	1994	ESP	SPAIN	35.23
4	<b>MIKOVA Adela</b>	1991	CZE	CZECH REPUBLIC	35.38
5	<b>BIRD Stephanie</b>	1988	GBR	GREAT BRITAIN	35.45
6	<b>TU Jo-Lin</b>	1991	TPE	TAIWAN	36.13
7	<b>BERCZI Zsafia</b>	1981	HUN	HUNGARY	36.20
8	<b>TANG Chui Fan</b>	1990	HKG	HONG KONG	36.36
9	<b>KOTVYTSKA Olena</b>	1990	UKR	UKRAINE	36.48
10	<b>MINGUET AthanaÿSe</b>	1993	FRA	FRANCE	38.41
11	<b>STERRENBURG Leanne</b>	1981	RSA	SOUTH AFRICA	40.29
12	<b>MEGGYESI Orsolya</b>	1995	HUN	HUNGARY	43.46
13	<b>LEE Jihong</b>	1994	KOR	KOREA	45.11
14	<b>ANTUNES Kelly Da Silva</b>	1981	BRA	BRAZIL	45.64
15	<b>GARCIA Gabriela Andrade</b>	1985	BRA	BRAZIL	50.48
16	<b>DENIZ Ege</b>	1995	TUR	TURKEY	53.50

Issued: 02/10/2011 at 10:00

**Results**

<i>RANK</i>	<i>LN</i>	<i>SURNAME &amp; NAME</i>	<i>BORN</i>	<i>NAT</i>	<i>TEAM</i>	<i>FINAL</i>
<b>50 m Butterfly - Women</b>						
<b>Final</b>						
<b>Final</b>						
1	4	<b>FOWLER Amanda</b>	1996	AUS	AUSTRALIA	<b>33.50</b>
2	5	<b>HOLLAND Nerice</b>	1988	AUS	AUSTRALIA	<b>33.68</b>
3	3	<b>ALONSO MORALES Michelle</b>	1994	ESP	SPAIN	<b>34.37</b>
4	6	<b>MIKOVA Adela</b>	1991	CZE	CZECH REPUBLIC	<b>34.48</b>
5	2	<b>BIRD Stephanie</b>	1988	GRB	GREAT BRITAIN	<b>34.86</b>
6	1	<b>BERCZI Zsofia</b>	1981	HUN	HUNGARY	<b>36.11</b>
7	8	<b>TANG Chui Fan</b>	1990	HKG	HONG KONG	<b>36.24</b>
8	7	<b>TU Jo-Lin</b>	1991	TPE	TAIWAN	<b>36.70</b>

*Issued: 02/10/2011 at 16:28*

Results

RANK	SURNAME & NAME	BORN	NAT	TEAM	FINAL
<b>50 m Butterfly - Men Preliminary Summary</b>					
1	CHO Wonsang	1992	KOR	KOREA	27.53
2	SZECHENYI Andras	1989	HUN	HUNGARY	28.41
3	IZARRA Osvald	1990	VEN	VENEZUELA	28.79
4	NAGAO Tomoyuki	1995	JPN	JAPAN	28.98
5	GROENEWAL Craig	1979	RSA	SOUTH AFRICA	29.24
6	FERRAZ Gutemberg	1984	BRA	BRAZIL	29.66
7	QING Michael	1992	CAN	CANADA	30.75
8	MAJOKA Siphos	1989	RSA	SOUTH AFRICA	31.03
9	PENA Daniel	1987	VEN	VENEZUELA	31.64
10	HEATH Michael	1989	CAN	CANADA	31.77
11	ENDO Ryuta	1987	JPN	JAPAN	31.80
12	CHAN Ching	1991	HKG	HONG KONG	31.91
13	VERGOTINE Valentino	1987	RSA	SOUTH AFRICA	32.33
14	ROCHA Ivan Jorg	1978	BRA	BRAZIL	32.45
15	ALIJEV Jevgeni	1983	EST	ESTONIA	32.47
16	BLONDEL Sebastien	1980	FRA	FRANCE	32.67
17	PAREDES M Luis Fran	1993	ESP	SPAIN	32.98
18	BOECKL Herbert	1985	AUT	AUSTRIA	42.78

Issued: 02/10/2011 at 9:59

**Results**

RANK	SURNAME & NAME	BORN	NAT	TEAM	50 m	FINAL
<b>100 m Butterfly - Women Preliminary Summary</b>						
1	<b>LEO Kara</b>	1992	AUS	AUSTRALIA	35.69	41.48 <b>1'17.17</b>
2	<b>FOWLER Amanda</b>	1996	AUS	AUSTRALIA	35.65	43.42 <b>1'19.07</b>
3	<b>TU Jo-Lin</b>	1991	TPE	TAIWAN	37.84	42.49 <b>1'20.33</b>
4	<b>LINDBERG Pernilla</b>	1994	SWE	SWEDEN	37.78	44.57 <b>1'22.35</b>
5	<b>TANG Chui Fan</b>	1990	HKG	HONG KONG	38.86	45.02 <b>1'23.88</b>
6	<b>MEGGYESI Orsolya</b>	1995	HUN	HUNGARY	41.60	49.32 <b>1'30.92</b>
7	<b>SMIT Dorothy</b>	1985	RSA	SOUTH AFRICA	41.64	51.94 <b>1'33.58</b>
8	<b>STERRENBURG Leanne</b>	1981	RSA	SOUTH AFRICA	41.99	58.93 <b>1'40.92</b>
9	<b>CICHOCKI Leslie</b>	1988	USA	UNITED STATES	46.05	55.26 <b>1'41.31</b>
10	<b>ANTUNES Kelly Da Silva</b>	1981	BRA	BRAZIL	48.23	1'01.84 <b>1'50.07</b>
11	<b>GARCIA Gabriela Andrade</b>	1985	BRA	BRAZIL	50.09	1'08.89 <b>1'58.98</b>
12	<b>GILBERT Sarah</b>	1990	USA	UNITED STATES	1'00.43	1'04.60 <b>2'05.03</b>
NOT CLASSIFIED						
	<b>DENIZ Ege</b> <i>Irregular swimming</i>	1995	TUR	TURKEY	56.27	1'08.47 <b>DISQ</b>

Issued: 02/10/2011 at 11:01

**Results**

<i>RANK</i>	<i>LN</i>	<i>SURNAME &amp; NAME</i>	<i>BORN</i>	<i>NAT</i>	<i>TEAM</i>	<i>50 m</i>	<i>FINAL</i>
<b>100 m Butterfly - Women</b>							
<b>Final</b>							
<b>Final</b>							
1	2	TANG Chui Fan	1990	HKG	HONG KONG	35.85	40.63
2	5	FOWLER Amanda	1996	AUS	AUSTRALIA	35.85	40.70
3	4	LEO Kara	1992	AUS	AUSTRALIA	36.56	40.59
4	3	TU Jo-Lin	1991	TPE	TAIWAN	36.23	41.60
5	6	LINDBERG Pernilla	1994	SWE	SWEDEN	37.41	43.88
6	1	SMIT Dorothy	1985	RSA	SOUTH AFRICA	39.50	51.47
7	7	MEGGYESI Orsolya	1995	HUN	HUNGARY	43.91	55.24
8	8	STERRENBURG Leanne	1981	RSA	SOUTH AFRICA	44.12	58.85

*Issued: 02/10/2011 at 17:26*

Results

RANK	SURNAME & NAME	BORN NAT TEAM	50 m	100 m	150 m	FINAL
<b>200 m Butterfly - Women Preliminary Summary</b>						
1	<b>FOWLER Amanda</b>	1996 AUS AUSTRALIA	35.05	1'18.11	2'04.96	<b>2'50.54</b>
				43.06	46.85	45.58
2	<b>TU Jo-Lin</b>	1991 TPE TAIWAN	37.19	1'21.63	2'06.82	<b>2'52.34</b>
				44.44	45.19	45.52
3	<b>CHOW Yuen Ying</b>	1988 HKG HONG KONG	38.35	1'23.71	2'11.63	<b>2'58.80</b>
				45.36	47.92	47.17
4	<b>TANG Chui Fan</b>	1990 HKG HONG KONG	39.65	1'27.31	2'16.00	<b>3'02.82</b>
				47.66	48.69	46.82
5	<b>DIAZ DE LA VEGA Mariana</b>	1987 MEX MEXICO	39.51	1'32.04	2'30.40	<b>3'23.85</b>
				52.53	58.36	53.45
6	<b>SMIT Dorothy</b>	1985 RSA SOUTH AFRICA	39.40	1'30.87	2'29.02	<b>3'28.93</b>
				51.47	58.15	59.91
7	<b>MEGGYESI Orsolya</b>	1995 HUN HUNGARY	45.64	1'41.40	2'37.32	<b>3'31.40</b>
				55.76	55.92	54.08
8	<b>CICHOCKI Leslie</b>	1988 USA UNITED STATES	48.55	1'48.88	2'49.34	<b>3'50.06</b>
				1'00.33	1'00.46	1'00.72
9	<b>DENIZ Ege</b>	1995 TUR TURKEY	57.39	2'05.53	3'24.77	<b>4'29.97</b>
				1'08.14	1'19.24	1'05.20

Issued: 01/10/2011 at 9:11

Results

RANK	LN	SURNAME & NAME	BORN	NAT	TEAM	50 m	100 m	150 m	FINAL
<b>200 m Butterfly - Women</b>									
<b>Final</b>									
<b>Final</b>									
1	4	FOWLER Amanda	1996	AUS	AUSTRALIA	35.38	1'17.87	2'04.97	<b>2'47.07</b>
2	6	TANG Chul Fan	1990	HKG	HONG KONG	37.78	42.49 1'19.53	47.10 2'04.50	42.10 <b>2'48.17</b>
3	5	TU Jo-Lin	1991	TPE	TAIWAN	38.54	41.75 1'21.41	44.97 2'06.36	43.67 <b>2'50.69</b>
4	3	CHOW Yuen Ying	1988	HKG	HONG KONG	35.69	42.87 1'17.38	44.95 2'04.49	44.33 <b>2'55.73</b>
5	2	DIAZ DE LA VEGA Mariana	1987	MEX	MEXICO	37.66	41.69 1'32.24	47.11 2'29.55	51.24 <b>3'20.52</b>
6	7	SMIT Dorothy	1985	RSA	SOUTH AFRICA	44.10	54.58 1'34.78	57.31 2'24.97	50.97 <b>3'21.76</b>
7	1	MEGGYESI Orsolya	1995	HUN	HUNGARY	43.82	50.68 1'37.92	50.19 2'28.90	56.79 <b>3'25.73</b>
8	8	CICHOCKI Leslie	1988	USA	UNITED STATES	45.39	54.10 1'43.88	50.98 2'41.41	56.83 <b>3'40.43</b>
							58.49	57.53	59.02

Issued: 01/10/2011 at 16:09

**Results**

RANK	LN	SURNAME & NAME	BORN	NAT	TEAM	50 m	100 m	150 m	FINAL
<b>200 m Butterfly - Men</b>									
<b>Final</b>									
<b>Heat</b>									
1	6	AU Kai Lun	1993	HKG	HONG KONG	30.52	1'05.16	1'42.15	<b>2'20.90</b>
							34.64	36.99	38.75
2	4	HAYASHIDA Taiga	1989	JPN	JAPAN	32.33	1'08.55	1'45.73	<b>2'24.81</b>
							36.22	37.18	39.08
3	5	MOATE Craig	1985	GRB	GREAT BRITAIN	33.04	1'10.62	1'50.06	<b>2'30.30</b>
							37.58	39.44	40.24
4	3	QING Michael	1992	CAN	CANADA	33.64	1'10.54	1'50.08	<b>2'31.56</b>
							36.90	39.54	41.48
5	2	CHAN Ching	1991	HKG	HONG KONG	33.40	1'12.59	1'52.87	<b>2'33.84</b>
							39.19	40.28	40.97
6	7	DE FREITA Raymond	1989	RSA	SOUTH AFRICA	35.86	1'17.82	2'03.75	<b>2'51.95</b>
							41.96	45.93	48.20
7	1	CHEN Yu Chia	1998	MAC	MACAU	45.30	1'42.88	2'37.89	<b>3'31.56</b>
							57.58	55.01	53.67

Issued: 01/10/2011 at 16:03

## Results

RANK	SURNAME & NAME	BORN	NAT	TEAM	50 m	100 m	150 m	FINAL
<b>200 m Medley - Men Preliminary Summary</b>								
1	HEATH Michael	1989	CAN	CANADA	32.50	1'12.56	1'57.94	<b>2'35.62</b>
						40.06	45.38	37.68
2	WONG Ka Chung	1987	HKG	HONG KONG	33.88	1'15.68	1'59.64	<b>2'36.08</b>
						41.80	43.96	36.44
3	CHAN Ching	1991	HKG	HONG KONG	34.32	1'14.48	2'03.69	<b>2'41.31</b>
						40.16	49.21	37.62
4	PENA Daniel	1987	VEN	VENEZUELA	32.83	1'19.73	2'09.94	<b>2'45.35</b>
						46.90	50.21	35.41
5	CHAN Ethan	1994	AUS	AUSTRALIA	41.28	1'24.89	2'11.89	<b>2'46.67</b>
						43.61	47.00	34.78
6	MAJOKA Sipho	1989	RSA	SOUTH AFRICA	32.52	1'20.15	2'08.81	<b>2'49.10</b>
						47.63	48.66	40.29
7	SCARDONI Marco	1992	ITA	ITALY	35.56	1'25.23	2'14.57	<b>2'56.85</b>
						49.67	49.34	42.28
8	ROCHA Ivan Jorg	1978	BRA	BRAZIL	37.04	1'22.98	2'17.29	<b>2'58.33</b>
						45.94	54.31	41.04
9	BATARA Magnus	1991	CAN	CANADA	36.86	1'25.49	2'17.71	<b>2'58.65</b>
						48.63	52.22	40.94
10	FAIRWEATH MacIolm	1984	CAN	CANADA	39.73	1'23.39	2'16.84	<b>2'59.46</b>
						43.66	53.45	42.62

Issued: 29/09/2011 at 10:32

## Results

RANK	LN	SURNAME & NAME	BORN	NAT	TEAM	50 m	100 m	150 m	FINAL
<b>200 m Medley - Men</b>									
<b>Final</b>									
<b>Final</b>									
1	3	CHAN Ching	1991	HKG	HONG KONG	32.54	1'10.47	1'56.05	<b>2'30.63</b>
							37.93	45.58	34.58
2	5	WONG Ka Chung	1987	HKG	HONG KONG	32.62	1'12.90	1'54.18	<b>2'30.71</b>
							40.28	41.28	36.53
3	4	HEATH Michael	1989	CAN	CANADA	31.85	1'11.01	1'55.97	<b>2'30.80</b>
							39.16	44.96	34.83
4	6	PENA Daniel	1987	VEN	VENEZUELA	31.62	1'14.92	2'04.68	<b>2'42.71</b>
							43.30	49.76	38.03
5	2	CHAN Ethan	1994	AUS	AUSTRALIA	39.66	1'23.95	2'12.05	<b>2'45.12</b>
							44.29	48.10	33.07
6	7	MAJOKA Siphon	1989	RSA	SOUTH AFRICA	31.65	1'16.51	2'08.00	<b>2'48.78</b>
							44.86	51.49	40.78
7	8	ROCHA Ivan Jorg	1978	BRA	BRAZIL	33.40	1'17.75	2'09.90	<b>2'49.23</b>
							44.35	52.15	39.33
8	1	SCARDONI Marco	1992	ITA	ITALY	36.04	1'26.19	2'16.74	<b>2'59.59</b>
							50.15	50.55	42.85

Issued: 29/09/2011 at 16:13

## Results

RANK	SURNAME & NAME TEAM	BORN NAT	50 m	100 m	150 m	200 m	250 m	300 m	350 m	FINAL
<b>400 m Medley - Women Preliminary Summary</b>										
1	<b>LEUNG Shu Hang</b> HONG KONG	1987 HKG	37.13	1'19.58	2'05.01	2'48.96	3'35.24	4'22.10	5'02.04	<b>5'41.30</b>
				42.45	45.43	43.95	46.28	46.86	39.94	39.26
2	<b>FOWLER Amanda</b> AUSTRALIA	1996 AUS	35.55	1'21.82	2'09.23	2'55.63	3'44.12	4'38.26	5'18.94	<b>5'57.78</b>
				46.27	47.41	46.40	48.49	54.14	40.68	38.84
3	<b>MIKOVA Adela</b> CZECH REPUBLIC	1991 CZE	40.85	1'27.83	2'20.66	3'12.61	4'04.66	4'59.58	5'42.79	<b>6'20.35</b>
				46.98	52.83	51.95	52.05	54.92	43.21	37.56
4	<b>TU Jo-Lin</b> TAIWAN	1991 TPE	36.95	1'20.44	2'15.13	3'08.51	3'59.80	4'53.36	5'38.05	<b>6'22.51</b>
				43.49	54.69	53.38	51.29	53.56	44.69	44.46
5	<b>DIAZ DE LA VEGA Mariana</b> MEXICO	1987 MEX	38.98	1'27.52	2'21.79	3'11.82	4'09.20	5'02.80	5'45.02	<b>6'28.40</b>
				48.54	54.27	50.03	57.38	53.60	42.22	43.38
6	<b>KOTVYTSKA Olena</b> UKRAINE	1990 UKR	44.29	1'33.80	2'27.16	3'18.55	4'13.49	5'04.69	5'50.36	<b>6'34.30</b>
				49.51	53.36	51.39	54.94	51.20	45.67	43.94
7	<b>MORAES Viviana</b> VENEZUELA	1982 VEN	41.94	1'33.58	2'26.93	3'19.48	4'14.61	5'09.41	6'01.91	<b>6'42.29</b>
				51.64	53.35	52.55	55.13	54.80	52.50	40.38
8	<b>CORRADIN Silvia</b> ITALY	1983 ITA	42.46	1'36.70	2'33.83	3'28.57	4'28.69	5'31.87	6'19.21	<b>7'04.76</b>
				54.24	57.13	54.74	1'00.12	1'03.18	47.34	45.55
NOT CLASSIFIED										
	<b>CHOW Yuen Ying</b> HONG KONG	1988 HKG	40.00	1'25.88	2'12.39	2'58.69	3'51.26	4'43.44	5'23.85	<b>DISQ</b>
				45.88	46.51	46.30	52.57	52.18	40.41	40.71
				<i>Irregular arrival Backstroke section Arrivo irregolare frazione dorso</i>						

Issued: 29/09/2011 at 11:48

**Results**

RANK LN SURNAME & NAME BORN NAT 50 m 100 m 150 m 200 m 250 m 300 m 350 m FINAL

**REVISED**

**400 m Medley - Women  
Final  
Final**

1	4	<b>LEUNG Shu Hang</b>	1987	HKG	34.63	1'14.04	1'57.13	2'39.25	3'23.33	4'08.55	4'46.71	<b>5'23.29</b>
		HONG KONG				39.41	43.09	42.12	44.08	45.22	38.16	36.58
2	5	<b>FOWLER Amanda</b>	1996	AUS	35.09	1'22.17	2'10.21	2'55.94	3'47.92	4'39.75	5'20.14	<b>6'00.08</b>
		AUSTRALIA				47.08	48.04	45.73	51.98	51.83	40.39	39.94
3	3	<b>MIKOVA Adela</b>	1991	CZE	39.08	1'28.27	2'20.23	3'11.64	4'02.67	4'56.32	5'37.37	<b>6'16.37</b>
		CZECH REPUBLIC				49.19	51.96	51.41	51.03	53.55	41.05	39.00
4	6	<b>TU Jo-Lin</b>	1991	TPE	37.83	1'22.15	2'19.80	3'14.32	4'05.83	4'56.62	5'37.46	<b>6'16.56</b>
		TAIWAN				44.32	57.65	54.52	51.51	50.79	40.84	39.10
5	1	<b>MORAES Viviana</b>	1982	VEN	43.52	1'38.50	2'28.39	3'19.22	4'11.34	5'05.93	5'50.47	<b>6'35.39</b>
		VENEZUELA				54.98	49.89	50.83	52.12	54.59	44.54	44.92
6	7	<b>KOTVYTSKA Olena</b>	1990	UKR	43.48	1'33.89	2'30.88	3'22.34	4'16.29	5'06.48	5'56.02	<b>6'37.62</b>
		UKRAINE				50.41	56.99	51.46	53.95	50.19	49.54	41.60
7	2	<b>DIAZ DE LA VEGA Mariana</b>	1987	MEX	40.16	1'38.54	2'34.72	3'30.47	4'24.77	5'18.56	5'59.30	<b>6'39.11</b>
		MEXICO				58.38	56.18	55.75	54.30	53.79	40.74	39.81
8	8	<b>CORRADIN Silvia</b>	1983	ITA	44.67	1'41.95	2'39.23	3'33.93	4'39.39	5'42.43	6'31.58	<b>7'16.79</b>
		ITALY				57.28	57.28	54.70	1'05.46	1'03.04	49.15	45.21

Issued: 29/09/2011 at 20:20

## Results

RANK	LN	SURNAME & NAME TEAM	BORN	NAT	50 m	100 m	150 m	200 m	250 m	300 m	350 m	FINAL
<b>400 m Medley - Men</b>												
<b>Final</b>												
<b>Heat</b>												
1	3	<b>AU Kai Lun</b> HONG KONG	1993	HKG	30.99	1'07.10 36.11	1'48.68 41.58	2'29.40 40.72	3'15.41 46.01	3'59.91 44.50	4'33.99 34.08	<b>5'05.89</b> 31.90
2	4	<b>HAYASHIDA Taiga</b> JAPAN	1989	JPN	31.93	1'07.62 35.69	1'51.80 44.18	2'34.68 42.88	3'14.00 39.32	4'00.51 46.51	4'36.77 36.26	<b>5'13.76</b> 36.99
3	5	<b>LEE Tsun Sang</b> HONG KONG	1992	HKG	31.13	1'07.29 36.16	1'47.77 40.48	2'28.50 40.73	3'17.00 48.50	4'05.14 48.14	4'41.78 36.64	<b>5'17.14</b> 35.36
4	6	<b>QING Michael</b> CANADA	1992	CAN	33.19	1'10.36 37.17	1'52.00 41.64	2'34.49 42.49	3'39.38 1'04.89	4'12.29 32.91	4'51.36 39.07	<b>5'28.65</b> 37.29
5	2	<b>DE FREITA Raymond</b> SOUTH AFRICA	1989	RSA	35.34	1'15.68 40.34	1'59.95 44.27	2'42.17 42.22	3'33.19 51.02	4'24.72 51.53	5'04.36 39.64	<b>5'41.09</b> 36.73
6	7	<b>VERGOTINE Valentino</b> SOUTH AFRICA	1987	RSA	34.20	1'15.78 41.58	2'11.67 55.89	2'54.07 42.40	3'47.61 53.54	4'31.06 43.45	5'13.57 42.51	<b>5'48.66</b> 35.09
7	8	<b>PENA Daniel</b> VENEZUELA	1987	VEN	34.23	1'15.69 41.46	2'06.90 51.21	2'53.15 46.25	3'50.13 56.98	4'39.79 49.66	5'21.85 42.06	<b>6'02.45</b> 40.60
8	1	<b>CHEN 1 Yu Chia</b> MACAU	1998	MAC	46.42	1'40.45 54.03	2'34.57 54.12	4'21.25 1'46.68		5'14.93 5'14.93	5'57.57 42.64	<b>6'36.99</b> 39.42

Issued: 29/09/2011 at 17:31

## Results

POS	RELAY SURNAME & NAME	NAT BORN NAT	TEAM	50 m	Total	FINAL
<b>4x50 m Medley - Men Preliminary Summary</b>						
1	<b>R.SOUTH AFRICA</b> GROENEWAL Martyn WRIGHT Challis GROENEWAL Craig MAJOKA Siphoh	RSA 1990 1991 1979 1989	RSA SOUTH AFRICA	34.16 33.69 28.51 27.94	34.16 1'07.85 1'36.36 2'04.30	<b>2'04.30</b>
2	<b>VENEZUELA</b> BERJEL Ruben VERA Alberto IZARRA Osvald ESCALONA Harving	VEN 1991 1990 1990 1989	VEN VENEZUELA	35.30 33.30 29.12 27.83	35.30 1'08.60 1'37.72 2'05.55	<b>2'05.55</b>
3	<b>JAPAN</b> NAGAO Tomoyuki MURAMATSU Ryo ENDO Ryuta MATSUDA Kenichiro	JAP 1995 1990 1987 1987	JAP JAPAN	30.10 35.55 30.57 30.02	30.10 1'05.65 1'36.22 2'06.24	<b>2'06.24</b>
4	<b>HONG KONG</b> CHAN Man Tung AU Kai Lun LEE Tsun Sang CHAN Ching	HKG 1990 1993 1992 1991	HKG HONG KONG	32.71 36.57 29.98 29.21	32.71 1'09.28 1'39.26 2'08.47	<b>2'08.47</b>
5	<b>FRANCE</b> TEJEIRO Frederic DEFORGE Jacky BLONDEL Sebastien DUTTER Maxime	FRA 1977 1985 1980 1984	FRA FRANCE	37.30 35.11 31.42 26.38	37.30 1'12.41 1'43.83 2'10.21	<b>2'10.21</b>
6	<b>CANADA</b> RAHIER Adam BATARA Magnus BOON Dalton ROUSELLE Maxime	CAN 1988 1991 1994 1993	CAN CANADA	32.55 38.34 31.77 28.03	32.55 1'10.89 1'42.66 2'10.69	<b>2'10.69</b>
7	<b>BRAZIL</b> ANTONIO Charles F ZANGARELL Matheus ROCHA Ivan Jorg FERRAZ Gutemberg	BRA 1989 1994 1978 1984	BRA BRAZIL	37.97 40.75 32.08 25.89	37.97 1'18.72 1'50.80 2'16.69	<b>2'16.69</b>
8	<b>ITALY</b> BERARDI Luca FRANCHETT Gianluigi SCARDONI Marco SCAFIDI Marco	ITA 1983 1994 1992 1987	ITA ITALY	38.70 41.09 36.07 28.91	38.70 1'19.79 1'55.86 2'24.77	<b>2'24.77</b>
NOT CLASSIFIED						
	<b>AUSTRALIA</b> LEE David DONACHIE Patrick KILDUFF Mitchell CHAN Ethan <i>3<sup>rd</sup> irregular change</i>	AUS 1987 1983 1996 1994	AUS AUSTRALIA	33.97 33.95 27.97 28.69	33.97 1'07.92 1'35.89 2'04.58	<b>DISQ</b>

Issued: 01/10/2011 at 11:50

## Results

POS	LN	RELAY	NAT	TEAM	50 m	Total	FINAL
		SURNAME & NAME	BORN NAT				
<b>4x50 m Medley - Men</b>							
<b>Final</b>							
<b>Final</b>							
1	4	<b>R.SOUTH AFRICA</b>	RSA	SOUTH AFRICA			<b>2'03.79</b>
		GROENEWAL Martyn	1990 RSA		33.38	33.38	
		WRIGHT Challis	1991 RSA		33.55	1'06.93	
		GROENEWAL Craig	1979 RSA		29.09	1'36.02	
		MAJOKA Siphso	1989 RSA		27.77	2'03.79	
2	5	<b>VENEZUELA</b>	VEN	VENEZUELA			<b>2'03.85</b>
		BERJEL Ruben	1991 VEN		34.68	34.68	
		VERA Alberto	1990 VEN		32.85	1'07.53	
		IZARRA Osvald	1990 VEN		28.63	1'36.16	
		ESCALONA Harving	1989 VEN		27.69	2'03.85	
3	3	<b>JAPAN</b>	JAP	JAPAN			<b>2'05.75</b>
		NAGAO Tomoyuki	1995 JPN		29.45	29.45	
		MURAMATSU Ryo	1990 JPN		36.00	1'05.45	
		ENDO Ryuta	1987 JPN		30.40	1'35.85	
		MATSUDA Kenichiro	1987 JPN		29.90	2'05.75	
4	6	<b>HONG KONG</b>	HKG	HONG KONG			<b>2'06.81</b>
		CHAN Man Tung	1990 HKG		33.08	33.08	
		AU Kai Lun	1993 HKG		35.56	1'08.64	
		LEE Tsun Sang	1992 HKG		29.16	1'37.80	
		CHAN Ching	1991 HKG		29.01	2'06.81	
5	7	<b>CANADA</b>	CAN	CANADA			<b>2'08.13</b>
		RAHIER Adam	1988 CAN		31.82	31.82	
		BATARA Magnus	1991 CAN		41.32	1'13.14	
		BOON Dalton	1994 CAN		27.61	1'40.75	
		ROUSELLE Maxime	1993 CAN		27.38	2'08.13	
6	2	<b>FRANCE</b>	FRA	FRANCE			<b>2'10.22</b>
		TEJEIRO Frederic	1977 FRA		35.95	35.95	
		DEFORGE Jacky	1985 FRA		35.84	1'11.79	
		BLONDEL Sebastien	1980 FRA		32.19	1'43.98	
		DUTTER Maxime	1984 FRA		26.24	2'10.22	
7	1	<b>BRAZIL</b>	BRA	BRAZIL			<b>2'16.87</b>
		ANTONIO Charles F	1989 BRA		37.43	37.43	
		ZANGARELL Matheus	1994 BRA		42.00	1'19.43	
		ROCHA Ivan Jorg	1978 BRA		31.51	1'50.94	
		FERRAZ Gutemberg	1984 BRA		25.93	2'16.87	
8	8	<b>ITALY</b>	ITA	ITALY			<b>2'24.52</b>
		BERARDI Luca	1983 ITA		39.19	39.19	
		FRANCHETT Gianluigi	1994 ITA		29.22	1'08.41	
		SCARDONI Marco	1992 ITA		47.33	1'55.74	
		SCAFIDI Marco	1987 ITA		28.78	2'24.52	

Issued: 01/10/2011 at 17:07

## Results

POS	RELAY SURNAME & NAME	NAT BORN NAT	TEAM	50 m			Total	100 m	FINAL
<b>4x100 m Medley - Men Preliminary Summary</b>									
1	<b>JAPAN</b>	JAP	JAPAN						<b>4'24.87</b>
	NAGAO Tomoyuki	1995 JPN		30.83	30.83	1'06.26	1'06.26		
	TANAKA Yasuhiro	1989 JPN		35.04	1'41.30	1'13.62	2'19.88		
	TSUGAWA Takuya	1992 JPN		29.72	2'49.60	1'06.25	3'26.13		
	MIYAZAKI Satoru	1992 JPN		27.59	3'53.72	58.74	4'24.87		
2	<b>CANADA</b>	CAN	CANADA						<b>4'35.72</b>
	RAHIER Adam	1988 CAN		33.34	33.34	1'08.35	1'08.35		
	HEATH Michael	1989 CAN		36.65	1'45.00	1'19.40	2'27.75		
	QING Michael	1992 CAN		30.67	2'58.42	1'06.06	3'33.81		
	ROUSELLE Maxime	1993 CAN		29.52	4'03.33	1'01.91	4'35.72		
3	<b>R.SOUTH AFRICA</b>	RSA	SOUTH AFRICA						<b>4'36.05</b>
	GROENEWAL Martyn	1990 RSA		35.84	35.84	1'13.39	1'13.39		
	WRIGHT Challis	1991 RSA		34.82	1'48.21	1'14.39	2'27.78		
	GROENEWAL Craig	1979 RSA		30.14	2'57.92	1'06.23	3'34.01		
	MAJOKA Siphosiso	1989 RSA		28.74	4'02.75	1'02.04	4'36.05		
4	<b>AUSTRALIA</b>	AUS	AUSTRALIA						<b>4'38.88</b>
	LEE David	1987 AUS		35.17	35.17	1'12.11	1'12.11		
	DONACHIE Patrick	1983 AUS		37.33	1'49.44	1'19.30	2'31.41		
	KILDUFF Mitchell	1996 AUS		29.97	3'01.38	1'05.09	3'36.50		
	CHAN Ethan	1994 AUS		30.59	4'07.09	1'02.38	4'38.88		
5	<b>HONG KONG</b>	HKG	HONG KONG						<b>4'39.20</b>
	LEE Tsun Sang	1992 HKG		33.72	33.72	1'10.76	1'10.76		
	WONG Ka Chung	1987 HKG		36.15	1'46.91	1'17.90	2'28.66		
	AU Kai Lun	1993 HKG		30.36	2'59.02	1'05.62	3'34.28		
	CHAN Ching	1991 HKG		30.86	4'05.14	1'04.92	4'39.20		
6	<b>VENEZUELA</b>	VEN	VENEZUELA						<b>4'52.24</b>
	BERJEL Ruben	1991 VEN		36.77	36.77	1'17.35	1'17.35		
	IZARRA Osvaldo	1990 VEN		36.49	1'53.84	1'19.18	2'36.53		
	PENA Daniel	1987 VEN		31.65	3'08.18	1'10.74	3'47.27		
	ESCALONA Harving	1989 VEN		30.72	4'17.99	1'04.97	4'52.24		
7	<b>FRANCE</b>	FRA	FRANCE						<b>4'57.99</b>
	TEJEIRO Frederic	1977 FRA		38.32	38.32	1'21.66	1'21.66		
	DEFORGE Jacky	1985 FRA		37.39	1'59.05	1'21.69	2'43.35		
	DUTTER Maxime	1984 FRA		29.73	3'13.08	1'07.89	3'51.24		
	BLONDEL Sebastien	1980 FRA		31.55	4'22.79	1'06.75	4'57.99		
8	<b>ITALY</b>	ITA	ITALY						<b>5'17.16</b>
	SCAFIDI Marco	1987 ITA		39.49	39.49	1'20.51	1'20.51		
	FRANCHETT Gianluigi	1994 ITA		41.16	2'01.67	1'32.07	2'52.58		
	SCARDONI Marco	1992 ITA		36.30	3'28.88	1'21.43	4'14.01		
	CASALI Kevin	1993 ITA		30.77	4'44.78	1'03.15	5'17.16		
9	<b>BRAZIL</b>	BRA	BRAZIL						<b>5'29.72</b>
	SILVA Andre' Do	1991 BRA		38.44	38.44	1'21.26	1'21.26		
	ZANGARELL Matheus	1994 BRA		46.18	2'07.44	1'40.69	3'01.95		
	ROCHA Ivan Jorg	1978 BRA		36.91	3'38.86	1'21.36	4'23.31		
	ANTONIO Charles F	1989 BRA		32.00	4'55.31	1'06.41	5'29.72		

Issued: 03/10/2011 at 10:38

## Results

POS	LN	RELAY	NAT	TEAM	50 m	Total	100 m	FINAL
		SURNAME & NAME	BORN NAT					
<b>4x100 m Medley - Men</b>								
<b>Final</b>								
<b>Final</b>								
1	4	<b>JAPAN</b>	JAP	JAPAN				<b>4'21.68</b>
		NAGAO Tomoyuki	1995 JPN		31.03	31.03	1'04.54	1'04.54
		TANAKA Yasuhiro	1989 JPN		34.96	1'39.50	1'15.54	2'20.08
		TSUGAWA Takuya	1992 JPN		29.21	2'49.29	1'04.15	3'24.23
		MIYAZAKI Satoru	1992 JPN		27.43	3'51.66	57.45	4'21.68
2	5	<b>CANADA</b>	CAN	CANADA				<b>4'31.01</b>
		RAHIER Adam	1988 CAN		33.00	33.00	1'06.74	1'06.74
		HEATH Michael	1989 CAN		36.30	1'43.04	1'18.58	2'25.32
		QING Michael	1992 CAN		30.19	2'55.51	1'04.44	3'29.76
		ROUSELLE Maxima	1993 CAN		28.95	3'58.71	1'01.25	4'31.01
3	2	<b>HONG KONG</b>	HKG	HONG KONG				<b>4'33.25</b>
		LEE Tsun Sang	1992 HKG		33.00	33.00	1'09.47	1'09.47
		WONG Ka Chung	1987 HKG		35.80	1'46.27	1'17.09	2'26.56
		AU Kai Lun	1993 HKG		29.31	2'55.87	1'03.29	3'29.85
		CHAN Ching	1991 HKG		29.79	3'59.64	1'03.40	4'33.25
4	6	<b>AUSTRALIA</b>	AUS	AUSTRALIA				<b>4'34.41</b>
		LEE David	1987 AUS		34.60	34.60	1'10.91	1'10.91
		DONACHIE Patrick	1983 AUS		35.16	1'46.07	1'17.84	2'28.75
		KILDUFF Mitchell	1996 AUS		28.85	2'57.60	1'01.73	3'30.48
		CHAN Ethan	1994 AUS		30.61	4'01.09	1'03.93	4'34.41
5	3	<b>R.SOUTH AFRICA</b>	RSA	SOUTH AFRICA				<b>4'35.86</b>
		GROENEWAL Martyn	1990 RSA		35.07	35.07	1'12.07	1'12.07
		WRIGHT Challis	1991 RSA		34.82	1'46.89	1'15.60	2'27.67
		GROENEWAL Craig	1979 RSA		29.71	2'57.38	1'05.12	3'32.79
		MAJOKA Siphon	1989 RSA		26.21	3'59.00	1'03.07	4'35.86
6	1	<b>FRANCE</b>	FRA	FRANCE				<b>5'01.61</b>
		TEJEIRO Frederic	1977 FRA		40.57	40.57	1'24.16	1'24.16
		DEFORGE Jacky	1985 FRA		36.37	2'00.53	1'21.84	2'46.00
		DUTTER Maxime	1984 FRA		29.57	3'15.57	1'08.66	3'54.66
		BLONDEL Sebastien	1980 FRA		31.30	4'25.96	1'06.95	5'01.61
7	7	<b>VENEZUELA</b>	VEN	VENEZUELA				<b>5'10.88</b>
		BERJEL Ruben	1991 VEN		36.88	36.88	1'17.13	1'17.13
		IZARRA Osvaldo	1990 VEN		39.61	1'56.74	1'25.31	2'42.44
		PENA Daniel	1987 VEN		33.82	3'16.26	1'17.06	3'59.50
		ESCALONA Harving	1989 VEN		34.81	4'34.31	1'11.38	5'10.88
8	8	<b>ITALY</b>	ITA	ITALY				<b>5'19.90</b>
		SCAFIDI Marco	1987 ITA		39.12	39.12	1'19.64	1'19.64
		FRANCHETT Gianluigi	1994 ITA		42.01	2'01.65	1'32.21	2'51.85
		SCARDONI Marco	1992 ITA		37.23	3'29.08	1'23.13	4'14.98
		CASALI Kevin	1993 ITA		31.91	4'46.89	1'04.92	5'19.90

Issued: 03/10/2011 at 17:46



## Results

RANK	SURNAME & NAME	BORN	NAT	TEAM	FINAL
<b>50 m Freestyle - Women Preliminary Summary</b>					
1	LEO Kara	1992	AUS	AUSTRALIA	30.11
2	CORRY Taylor	1995	AUS	AUSTRALIA	30.33
3	BIRD Stephanie	1988	GRB	GREAT BRITAIN	30.76
4	HOLLAND Nerice	1988	AUS	AUSTRALIA	30.77
5	ALONSO MORALES Michelle	1994	ESP	SPAIN	31.24
6	LINDBERG Pernilla	1994	SWE	SWEDEN	31.34
7	SMITH Yvonne	1990	RSA	SOUTH AFRICA	31.35
8	CHOW Yuen Ying	1988	HKG	HONG KONG	31.64
9	MIKOVA Adela	1991	CZE	CZECH REPUBLIC	32.29
10	KASKO Kirstie	1992	CAN	CANADA	32.37
11	STEFANSDOTTIR Kolbrun A.	1997	ISL	ICELAND	32.47
12	CICHOCKI Leslie	1988	USA	UNITED STATES	33.16
13	MINGUET AthanaØSe	1993	FRA	FRANCE	33.63
14	HERRERA Stephanie	1993	MEX	MEXICO	34.34
15	MANDIN Alicia	1989	FRA	FRANCE	34.49
16	KRIEL Christelle	1994	RSA	SOUTH AFRICA	34.54
17	MORRIER Justine	1997	CAN	CANADA	34.56
18	DE MOT Mieke	1985	BEL	BELGIUM	34.57
19	KOHON Dzszenifer	1995	HUN	HUNGARY	34.68
20	BELTRAN DE HEREDIA Ania	1988	ESP	SPAIN	36.68
21	TAPOLCZAI ViktØria	1987	HUN	HUNGARY	36.83
22	STUFANO Rosanna	1990	ITA	ITALY	37.53
23	STERRENBURG Leanne	1981	RSA	SOUTH AFRICA	37.95
24	CHEW Zi Ling	1992	SIN	SINGAPORE	38.76
25	HAN Dahee	1992	KOR	KOREA	38.82
26	OZTURK Gizem	1990	TUR	TURKEY	43.29

Issued: 29/09/2011 at 10:25

**Results**

RANK	LN	SURNAME & NAME	BORN	NAT	TEAM	FINAL
<b>50 m Freestyle - Women</b>						
<b>Final</b>						
<b>Final</b>						
1	4	LEO Kara	1992	AUS	AUSTRALIA	29.96
2	5	CORRY Taylor	1995	AUS	AUSTRALIA	30.07
3	2	ALONSO MORALES Michelle	1994	ESP	SPAIN	30.10
4	6	HOLLAND Nerice	1988	AUS	AUSTRALIA	31.00
5	3	BIRD Stephanie	1988	GRB	GREAT BRITAIN	31.02
6	7	LINDBERG Pernilla	1994	SWE	SWEDEN	31.12
7	1	SMITH Yvonne	1990	RSA	SOUTH AFRICA	31.82
8	8	CHOW Yuen Ying	1988	HKG	HONG KONG	32.40

Issued: 29/09/2011 at 16:06

## Results

RANK	SURNAME & NAME	BORN	NAT	TEAM	50 m	100 m	150 m	FINAL
<b>200 m Freestyle - Women Preliminary Summary</b>								
1	<b>LEO Kara</b>	1992	AUS	AUSTRALIA	33.29	1'09.30	1'44.89	<b>2'19.84</b>
2	<b>LINDBERG Pernilla</b>	1994	SWE	SWEDEN	32.58	1'07.46	1'43.91	<b>2'20.68</b>
3	<b>CORRY Taylor</b>	1995	AUS	AUSTRALIA	31.76	1'07.97	1'47.00	<b>2'23.12</b>
4	<b>LEUNG Shu Hang</b>	1987	HKG	HONG KONG	32.14	1'08.29	1'46.06	<b>2'23.54</b>
5	<b>HOLLAND Nerice</b>	1988	AUS	AUSTRALIA	33.92	1'11.31	1'49.26	<b>2'26.56</b>
6	<b>CHOW Yuen Ying</b>	1988	HKG	HONG KONG	34.22	1'11.69	1'51.37	<b>2'30.12</b>
7	<b>SMITH Yvonne</b>	1990	RSA	SOUTH AFRICA	32.88	1'09.66	1'49.35	<b>2'30.14</b>
8	<b>STEFANSDOTTIR Kolbrun A.</b>	1997	ISL	ICELAND	33.65	1'11.60	1'51.86	<b>2'30.83</b>
9	<b>ZHAROVA Alexandra</b>	1996	RUS	RUSSIAN FEDERATION	33.54	1'11.96	1'52.92	<b>2'31.55</b>
10	<b>RESENDIZ Beatriz</b>	1988	MEX	MEXICO	35.05	1'12.65	1'52.73	<b>2'31.60</b>
11	<b>ALONSO MORALES Michelle</b>	1994	ESP	SPAIN	32.81	1'10.10	1'52.25	<b>2'34.94</b>
12	<b>BIRD Stephanie</b>	1988	GRB	GREAT BRITAIN	34.27	1'14.59	1'55.66	<b>2'36.01</b>
13	<b>PARK Woosun</b>	1990	KOR	KOREA	45.06	1'15.59	2'00.01	<b>2'38.84</b>
14	<b>DIAZ DE LA VEGA Mariana</b>	1987	MEX	MEXICO	35.89	1'18.39	2'00.04	<b>2'39.66</b>
15	<b>MIKOVA Adela</b>	1991	CZE	CZECH REPUBLIC	36.50	1'18.64	2'00.98	<b>2'40.56</b>
16	<b>HERRERA Stephanie</b>	1993	MEX	MEXICO	41.13	1'22.67	2'04.94	<b>2'43.38</b>
17	<b>MORAES Viviana</b>	1982	VEN	VENEZUELA	37.77	1'20.75	2'01.62	<b>2'43.45</b>
18	<b>BERCZI Zsofia</b>	1981	HUN	HUNGARY	37.56	1'19.33	2'02.24	<b>2'45.21</b>
19	<b>CHENERY Lucy</b>	1995	GRB	GREAT BRITAIN	37.42	1'19.54	2'04.75	<b>2'45.83</b>
20	<b>TAPOLCZAI Viktória</b>	1987	HUN	HUNGARY	36.65	1'17.75	2'01.78	<b>2'46.38</b>
21	<b>KOHON Dzsénifer</b>	1995	HUN	HUNGARY	37.40	1'15.74	2'02.38	<b>2'46.82</b>
22	<b>CICHOCKI Leslie</b>	1988	USA	UNITED STATES	37.19	1'20.13	2'06.68	<b>2'47.94</b>
23	<b>FOWLER Cornelia</b>	1980	RSA	SOUTH AFRICA	38.96	1'21.81	2'06.52	<b>2'48.08</b>
24	<b>MORRIER Justine</b>	1997	CAN	CANADA	37.85	1'20.59	2'06.15	<b>2'49.43</b>
25	<b>LIM Jaeyeon</b>	1990	KOR	KOREA	41.09	1'16.37	2'07.13	<b>2'50.82</b>
26	<b>BELTRAN DE HEREDIA Ania</b>	1988	ESP	SPAIN	39.76	1'25.47	2'11.98	<b>2'56.57</b>
27	<b>CORRADIN Silvia</b>	1983	ITA	ITALY	38.74	1'23.59	2'10.56	<b>2'56.93</b>
28	<b>DE MOT Mieke</b>	1985	BEL	BELGIUM	40.01	1'23.98	2'10.26	<b>2'57.22</b>

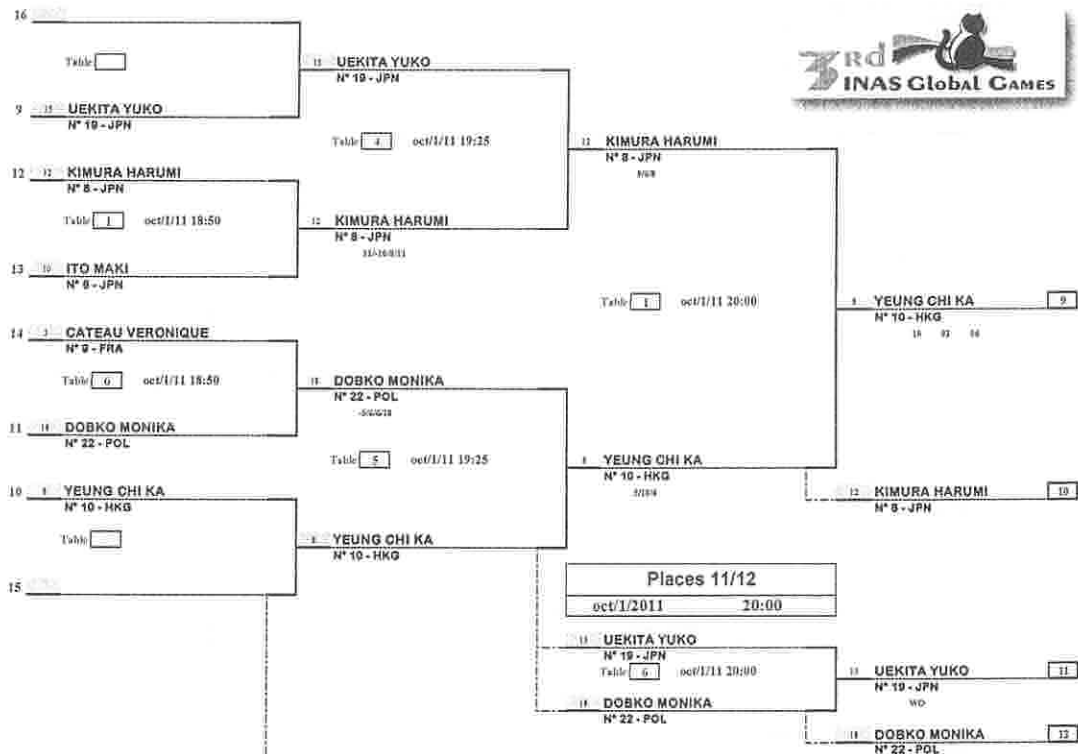
RANK	SURNAME & NAME	BORN NAT TEAM	50 m	100 m	150 m	FINAL
29	<b>MINGUET AthanaØSe</b>	1993 FRA FRANCE	38.00	1'22.76	2'12.43	<b>3'02.02</b>
				44.76	49.67	49.59
30	<b>OBERHAUSER Kathrin</b>	1992 ITA ITALY	37.28	1'28.21	2'18.99	<b>3'09.17</b>
				50.93	50.78	50.18
31	<b>CHEW ZI Ling</b>	1992 SIN SINGAPORE	44.52	1'34.72	2'25.20	<b>3'10.17</b>
				50.20	50.48	44.97
32	<b>STUFANO Rosanna</b>	1990 ITA ITALY	42.24	1'32.51	2'24.64	<b>3'12.65</b>
				50.27	52.13	48.01
33	<b>GILBERT Sarah</b>	1990 USA UNITED STATES	44.75	1'35.29	2'28.38	<b>3'18.32</b>
				50.54	53.09	49.94
34	<b>MICHIE Meagan</b>	1989 CAN CANADA	48.24	1'40.11	2'33.61	<b>3'24.27</b>
				51.87	53.50	50.66
35	<b>GAECHTER Nadine</b>	1984 AUT AUSTRIA	44.06	1'35.52	2'30.70	<b>3'27.30</b>
				51.46	55.18	56.60
36	<b>DENIZ Ege</b>	1995 TUR TURKEY	54.62	1'54.09	2'55.39	<b>3'57.10</b>
				59.47	1'01.30	1'01.71

Issued: 29/09/2011 at 11:02

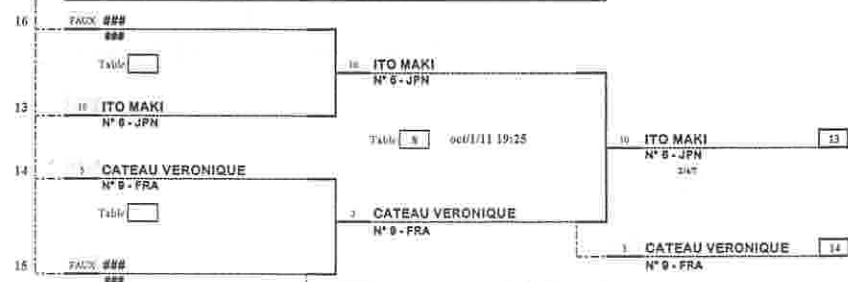
Losers Places 5 to 8	Places 5/8	Placings
oct/2/2011 12:10	oct/3/2011 12:50	



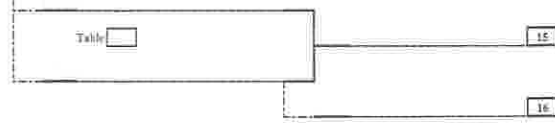
Losers Places 9 to 16	Places 9 to 12	Placings
oct/1/2011 18:50	oct/1/2011 19:25	oct/1/2011 20:00



Losers Places 13 to 16	Places 13/14	Placings
oct/1/2011 19:25	oct/1/2011 19:25	

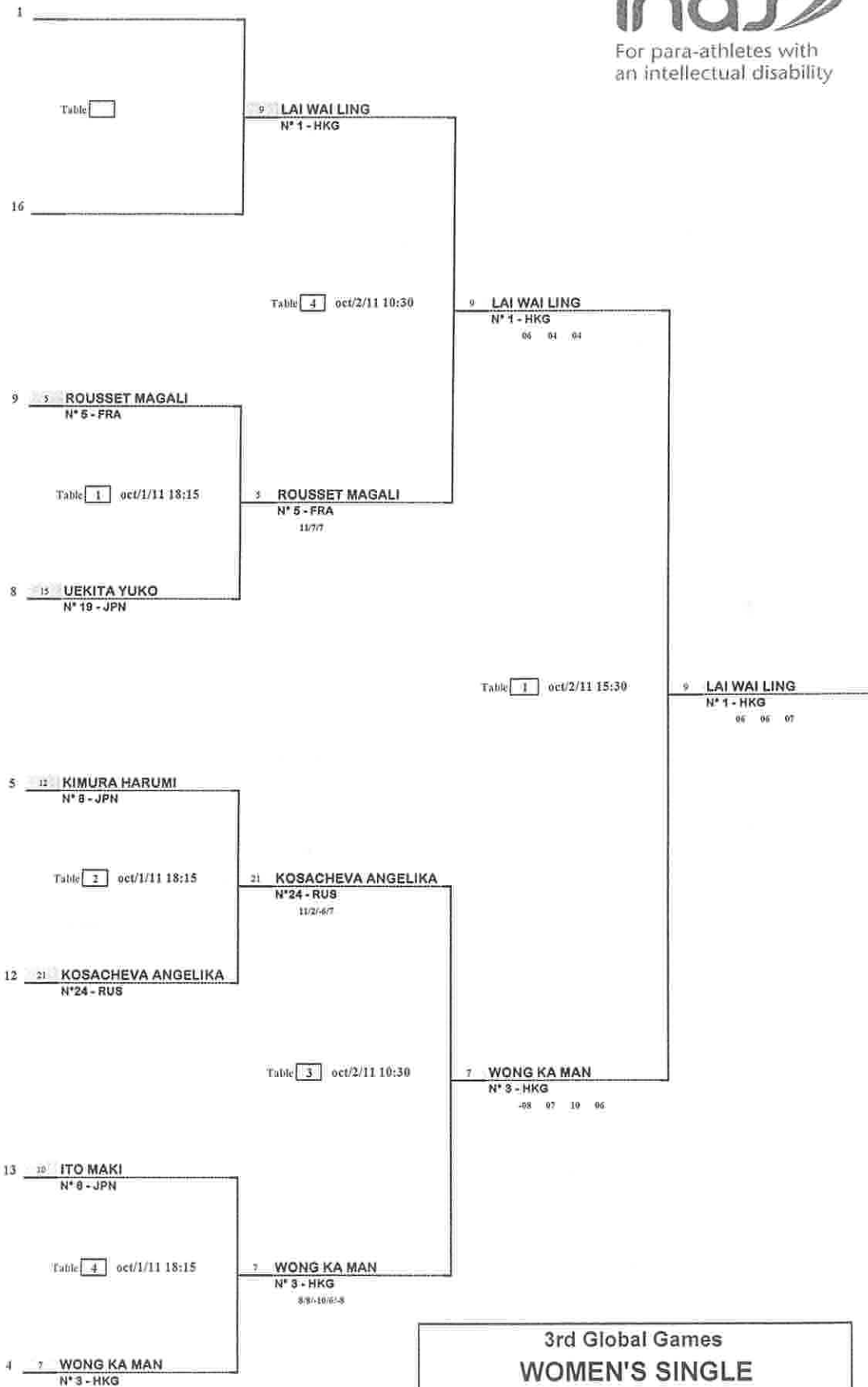


Losers Places 15 to 16	Placings
oct/1/2011 20:00	

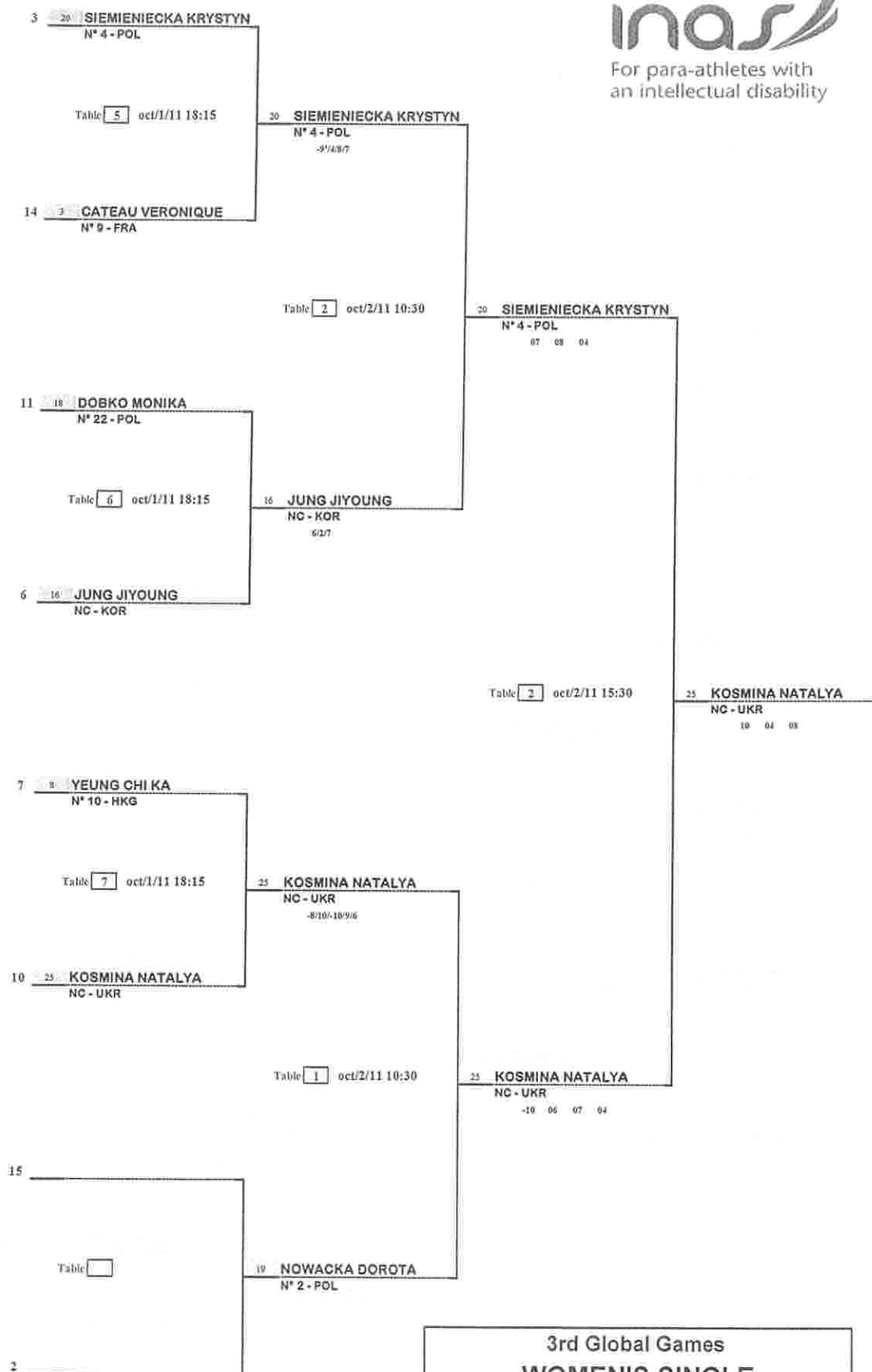


3rd Global Games  
WOMEN'S SINGLE  
Placings 5th to 16en

Round of 16		Quarter-Final		Semi-Final		Qualified for the Final
oct/1/2011	18:15	oct/2/2011	10:30	oct/2/2011	15:30	



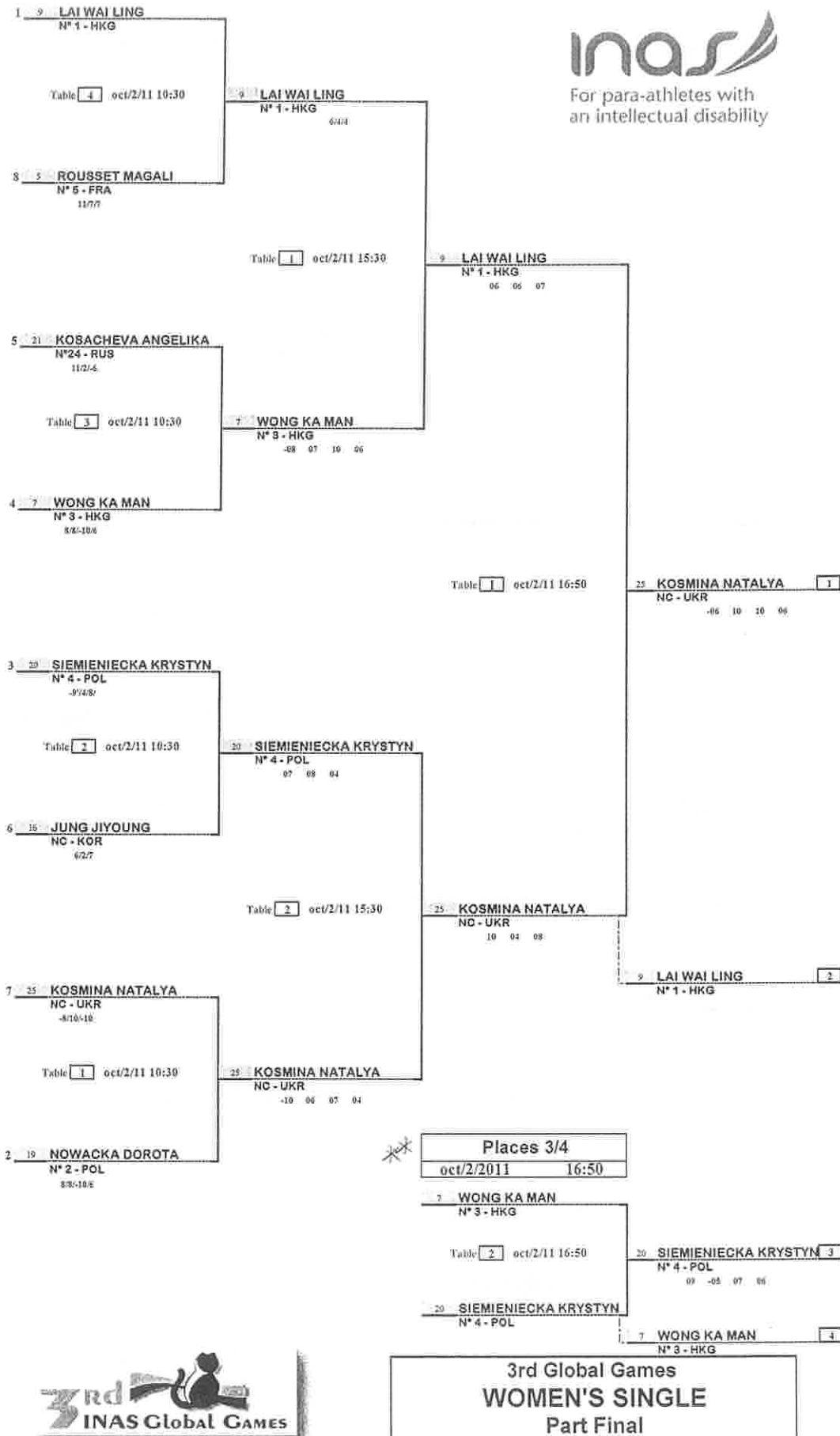
Round of 16		Quarter-Final		Semi-Final		Qualified for the Final
oct/1/2011	18:15	oct/2/2011	10:30	oct/2/2011	15:30	



3rd Global Games  
**WOMEN'S SINGLE**  
 Part 2 of 2

QUARTER-FINAL		SEMI-FINAL		FINAL		WINNER
oct/2/2011	10:30	oct/2/2011	15:30	oct/2/2011	16:50	

**inas**  
For para-athletes with  
an intellectual disability



**3rd Global Games  
WOMEN'S SINGLE  
Part Final**

\*\* Extra match for world ranking use only,  
both players got Bronze Medal during ceremony.



For para-athletes with  
an intellectual disability

**3rd Global Games**  
Genova, ITALIA

**WOMEN'S SINGLE**

**SERIES 1**

**GROUP : 1**

**DAY 4**

	Back Numbers	FULL NAME	WORLD RANKING	ASSOCIATION
1	9	LAI WAI LING	N° 1	HKG
2	14	MORITA MIHO	N° 31	JPN
3	25	KOSMINA NATALYA	NC	UKR

Time Schedule	Table	Match	ORDER TO PLAY	GAMES							TOTAL GAMES	POINTS			
				1	2	3	4	5	6	7		1	2	3	
oct/1/11 15:30	3	1 - 3	LAI WAI LING - HKG - KOSMINA NATALYA - UKR	08	02	07					3		2		1
oct/1/11 16:00	3	1 - 2	LAI WAI LING - HKG - MORITA MIHO - JPN	05	01	02					3		2	1	
oct/1/11 16:30	3	2 - 3	MORITA MIHO - JPN - KOSMINA NATALYA - UKR	-06	-05	-07					3			1	2
				Total of Points								4	2	3	
				Rank 1 to 3								1	3	2	

**Classification :**

1 -	9	LAI WAI LING - HKG
2 -	25	KOSMINA NATALYA - UKR
3 -	14	MORITA MIHO - JPN

The Referee :

BOUVIER Gilles



For para-athletes with  
an intellectual disability

**3rd Global Games**  
Genova, ITALIA

**WOMEN'S SINGLE**

**SERIES 1**

**GROUP : 2**

**DAY 4**

	Back Numbers	FULL NAME	WORLD RANKING	ASSOCIATION
1	19	NOWACKA DOROTA	N° 2	POL
2	21	KOSACHEVA ANGELIKA	N°24	RUS
3	13	MONDEN MIWA	N° 37	JPN

Time Schedule	Table	Match	ORDER TO PLAY	GAMES							TOTAL GAMES	POINTS			
				1	2	3	4	5	6	7		1	2	3	
oct/1/11 15:30	4	1 - 3	NOWACKA DOROTA - POL - MONDEN MIWA - JPN	04	02	02					3		2		1
oct/1/11 16:00	4	1 - 2	NOWACKA DOROTA - POL - KOSACHEVA ANGELIKA - RUS	08	07	07					3		2	1	
oct/1/11 16:30	4	2 - 3	KOSACHEVA ANGELIKA - RU - MONDEN MIWA - JPN	05	-10	05	-04	06			3	2		2	1
				Total of Points								4	3	2	
				Rank 1 to 3								1	2	3	

**Classification :**

1 -	19	NOWACKA DOROTA - POL
2 -	21	KOSACHEVA ANGELIKA - RUS
3 -	13	MONDEN MIWA - JPN

The Referee :

BOUVIER Gilles

**WOMEN'S SINGLE**

**SERIES 1**

**GROUP : 3**

**DAY : 4**

	Back Numbers	FULL NAME	WORLD RANKING	ASSOCIATION
1	7	WONG KA MAN	N° 3	HKG
2	18	DOBKO MONIKA	N° 22	POL
3	2	FAUST ILIANE	N° 43	BRA
4	11	KAWASAKI AYUMI	NC	JPN

Match	Schedule	Table	ORDER TO PLAY	GAMES							TOTAL GAMES	POINTS				
				1	2	3	4	5	6	7		1	2	3	4	
1 - 3	oct/1/11 15:30	7	WONG KA MAN - HKG - FAUST ILIANE - BRA	05	06	02					3	2		1		
2 - 4	oct/1/11 15:30	8	DOBKO MONIKA - POL - KAWASAKI AYUMI - JPN	-09	-04	07	09	03			3	2	2			1
1 - 2	oct/1/11 16:00	7	WONG KA MAN - HKG - DOBKO MONIKA - POL	09	03	06					3		2	1		
3 - 4	oct/1/11 16:00	8	FAUST ILIANE - BRA - KAWASAKI AYUMI - JPN	-03	-04	-09					3				1	2
1 - 4	oct/1/11 16:30	7	WONG KA MAN - HKG - KAWASAKI AYUMI - JPN	06	03	05					3		2			1
2 - 3	oct/1/11 16:30	8	DOBKO MONIKA - POL - FAUST ILIANE - BRA	01	08	02					3			2	1	
				TOTAL of POINTS									6 5 3 4			
				CLASSIFICATION									1 2 4 3			

Rank:

OK

1 <sup>st</sup>	7	WONG KA MAN - HKG
2 <sup>nd</sup>	18	DOBKO MONIKA - POL
3 <sup>rd</sup>	11	KAWASAKI AYUMI - JPN
4 <sup>th</sup>	2	FAUST ILIANE - BRA

The Referee:

BOUVIER Gilles

**WOMEN'S SINGLE**

**SERIES 1**

**GROUP : 4**

**DAY : 4**

	Back Numbers	FULL NAME	WORLD RANKING	ASSOCIATION
1	20	SIEMIENIECKA KRYSZTYN	N° 4	POL
2	15	UEKITA YUKO	N° 19	JPN
3	4	DAVID MELANIE	N° 47	FRA
4	22	MASONDO MBALI	NC	RSA

Match	Schedule	Table	ORDER TO PLAY	GAMES							TOTAL GAMES	POINTS				
				1	2	3	4	5	6	7		1	2	3	4	
1 - 3	oct/1/11 13:30	1	SIEMIENIECKA KRYSZTYN - POL - DAVID MELANIE - FRA	03	06	02					3		2		1	
2 - 4	oct/1/11 13:30	2	UEKITA YUKO - JPN - MASONDO MBALI - RSA	03	02	03					3			2		1
1 - 2	oct/1/11 14:00	1	SIEMIENIECKA KRYSZTYN - POL - UEKITA YUKO - JPN	10	04	05					3		2	1		
3 - 4	oct/1/11 14:00	2	DAVID MELANIE - FRA - MASONDO MBALI - RSA	03	04	03					3				2	1
1 - 4	oct/1/11 14:30	1	SIEMIENIECKA KRYSZTYN - POL - MASONDO MBALI - RSA	01	03	01					3		2			1
2 - 3	oct/1/11 14:30	2	UEKITA YUKO - JPN - DAVID MELANIE - FRA	07	-09	05	-03	11			3	2		2	1	
				TOTAL of POINTS									6 5 4 3			
				CLASSIFICATION									1 2 3 4			

Classification:

OK

1 <sup>st</sup>	20	SIEMIENIECKA KRYSZTYN - POL
2 <sup>nd</sup>	15	UEKITA YUKO - JPN
3 <sup>rd</sup>	4	DAVID MELANIE - FRA
4 <sup>th</sup>	22	MASONDO MBALI - RSA

The Referee:

BOUVIER Gilles

**WOMEN'S SINGLE**

**SERIES 1**

**GROUP : 5**

**DAY : 4**

	Back Numbers	FULL NAME	WORLD RANKING	ASSOCIATION
1	5	ROUSSET MAGALI	N° 5	FRA
2	6	BROMLEY VICTORIA	N° 12	GBR
3	16	JUNG JIYOUNG	NC	KOR
4	23	THETHANI NOKUBONGA	NC	RSA

Match	Schedule	Table	ORDER TO PLAY	GAMES							TOTAL GAMES		POINTS					
				1	2	3	4	5	6	7	1	2	1	2	3	4		
1 - 3	oct/1/11 13:30	3	ROUSSET MAGALI - FRA - JUNG JIYOUNG - KOR	07	-06	-07	-09					1	3	1		2		
2 - 4	oct/1/11 13:30	4	BROMLEY VICTORIA - GBR - THETHANI NOKUBONGA - RSA	03	04	01						3			2		1	
1 - 2	oct/1/11 14:00	3	ROUSSET MAGALI - FRA - BROMLEY VICTORIA - GBR	09	05	05						3		2	1			
3 - 4	oct/1/11 14:00	4	JUNG JIYOUNG - KOR - THETHANI NOKUBONGA - RSA	04	03	01						3				2	1	
1 - 4	oct/1/11 14:30	3	ROUSSET MAGALI - FRA - THETHANI NOKUBONGA - RSA	03	04	07						3		2			1	
2 - 3	oct/1/11 14:30	4	BROMLEY VICTORIA - GBR - JUNG JIYOUNG - KOR	-05	11	08	-04	-08				2	3		1	2		
				<b>TOTAL of POINTS</b>									5 4 6 3					
				<b>CLASSIFICATION</b>									2 3 1 4					

Classification:

OK

1 <sup>st</sup>	16	JUNG JIYOUNG - KOR
2 <sup>nd</sup>	5	ROUSSET MAGALI - FRA
3 <sup>rd</sup>	6	BROMLEY VICTORIA - GBR
4 <sup>th</sup>	23	THETHANI NOKUBONGA - RSA

The Referee :

BOUVIER Gilles

**WOMEN'S SINGLE**

**SERIES 1**

**GROUP : 6**

**DAY : 4**

	Back Numbers	FULL NAME	WORLD RANKING	ASSOCIATION
1	10	ITO MAKI	N° 6	JPN
2	8	YEUNG CHI KA	N° 10	HKG
3	17	SEO YANGHEE	NC	KOR
4	1	JUILLERAT KATE	NC	AUS

Match	Schedule	Table	ORDER TO PLAY	GAMES							TOTAL GAMES		POINTS					
				1	2	3	4	5	6	7	1	2	1	2	3	4		
1 - 3	oct/1/11 13:30	5	ITO MAKI - JPN - SEO YANGHEE - KOR	08	09	06						3		2		1		
2 - 4	oct/1/11 13:30	6	YEUNG CHI KA - HKG - JUILLERAT KATE - AUS	02	03	05						3			2		1	
1 - 2	oct/1/11 14:00	5	ITO MAKI - JPN - YEUNG CHI KA - HKG	09	-09	11	-07	-04				2	3	1	2			
3 - 4	oct/1/11 14:00	6	SEO YANGHEE - KOR - JUILLERAT KATE - AUS	-11	08	07	08					3	1			2	1	
1 - 4	oct/1/11 14:30	5	ITO MAKI - JPN - JUILLERAT KATE - AUS	05	02	02						3		2			1	
2 - 3	oct/1/11 14:30	6	YEUNG CHI KA - HKG - SEO YANGHEE - KOR	01	03	01						3			2	1		
				<b>TOTAL of POINTS</b>									5 6 4 3					
				<b>CLASSIFICATION</b>									2 1 3 4					

Classification:

OK

1 <sup>st</sup>	8	YEUNG CHI KA - HKG
2 <sup>nd</sup>	10	ITO MAKI - JPN
3 <sup>rd</sup>	17	SEO YANGHEE - KOR
4 <sup>th</sup>	1	JUILLERAT KATE - AUS

The Referee :

BOUVIER Gilles



**3rd Global Games**  
Genova, ITALIA

**WOMEN'S SINGLE**

**SERIES 1**

**GROUP : 7**

**DAY : 4**

	Back Numbers	FULL NAME	WORLD RANKING	ASSOCIATION
1	12	KIMURA HARUMI	N° 8	JPN
2	3	CATEAU VERONIQUE	N° 9	FRA
3	24	MURAT DENIZ	NC	TUR
4	26	COLMENARES ZULAY	NC	VEN

Match	Schedule	Table	ORDER TO PLAY	GAMES							TOTAL GAMES	POINTS				
				1	2	3	4	5	6	7		1	2	3	4	
1 - 3	oct/1/11 13:30	7	KIMURA HARUMI - JPN - MURAT DENIZ - TUR	06	08	05					3		2		1	
2 - 4	oct/1/11 13:30	8	CATEAU VERONIQUE - FRA - COLMENARES ZULAY - VEN	02	-09	03	04				3	1		2		1
1 - 2	oct/1/11 14:00	7	KIMURA HARUMI - JPN - CATEAU VERONIQUE - FRA	09	-09	06	06				3	1	2	1		
3 - 4	oct/1/11 14:00	8	MURAT DENIZ - TUR - COLMENARES ZULAY - VEN	-09	-12	07	06	-10			2	3			1	2
1 - 4	oct/1/11 14:30	7	KIMURA HARUMI - JPN - COLMENARES ZULAY - VEN	02	03	05					3		2			1
2 - 3	oct/1/11 14:30	8	CATEAU VERONIQUE - FRA - MURAT DENIZ - TUR	05	06	05					3			2	1	
				TOTAL of POINTS									6	5	3	4
				CLASSIFICATION									1	2	4	3

**Classification :**

OK

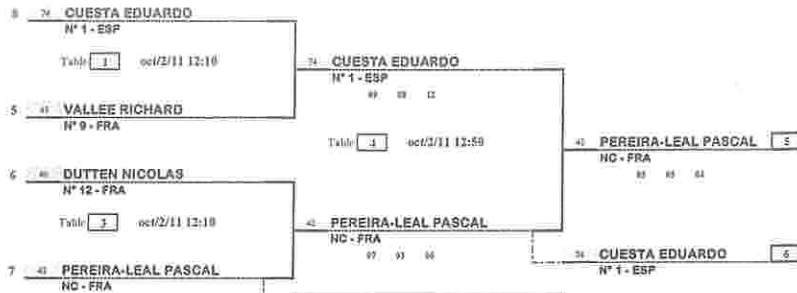
1 <sup>st</sup>	12	KIMURA HARUMI - JPN
2 <sup>nd</sup>	3	CATEAU VERONIQUE - FRA
3 <sup>rd</sup>	26	COLMENARES ZULAY - VEN
4 <sup>th</sup>	24	MURAT DENIZ - TUR

The Referee :

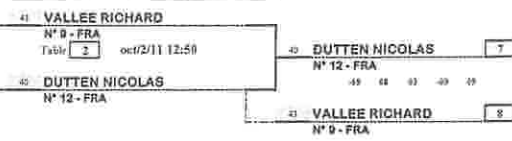
BOUVIER Gilles



Losers Places 5 to 8	Places 5/8	Placings
oct/2/2011 12:10	oct/2/2011 12:50	



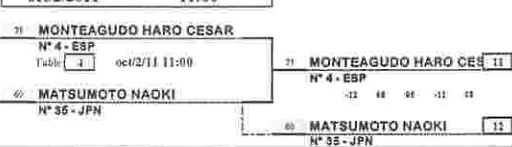
Places 7/8
oct/2/2011 12:50




Losers Places 9 to 16	Places 9 to 12	Places 9/10	Placings
oct/1/2011 19:25	oct/2/2011 10:00	oct/2/2011 11:00	



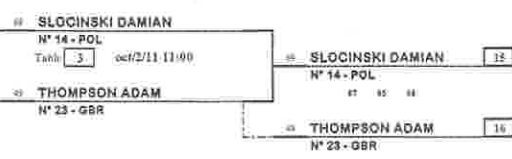
Places 11/12
oct/2/2011 11:00



Losers Places 13 to 16	Places 13/14	Placings
oct/2/2011 10:00	oct/2/2011 11:00	

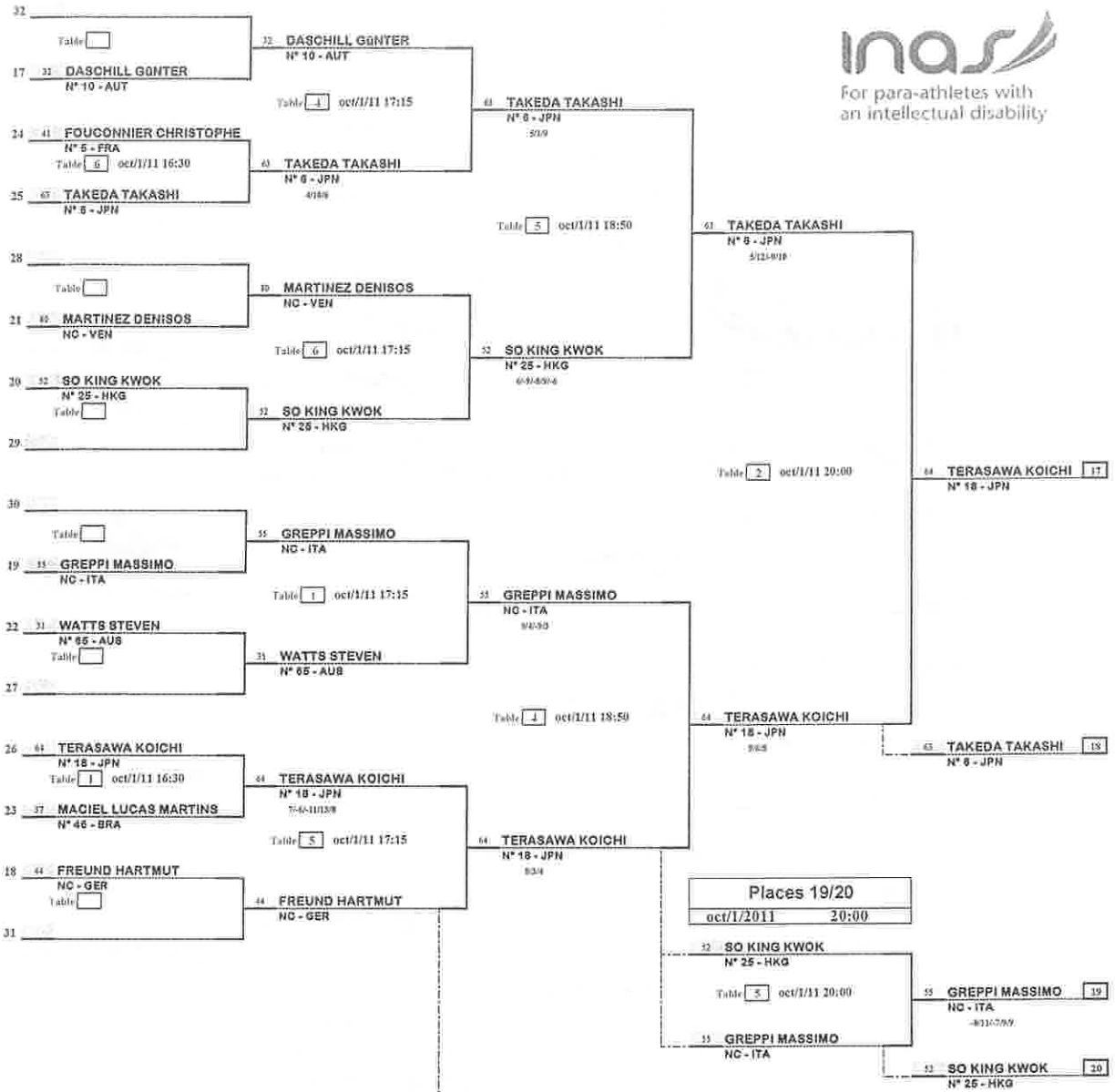


Places 15/16
oct/2/2011 11:00

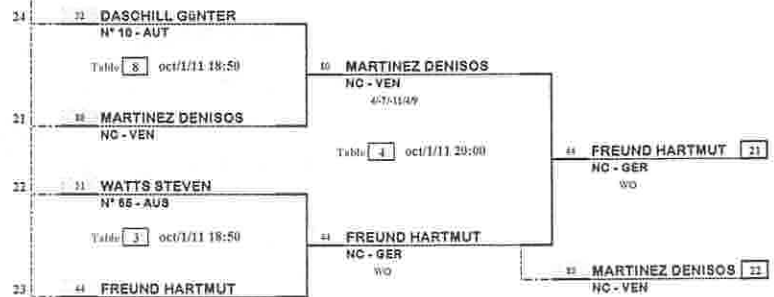


3rd Global Games  
MEN'S SINGLE  
Placings 5th to 16en

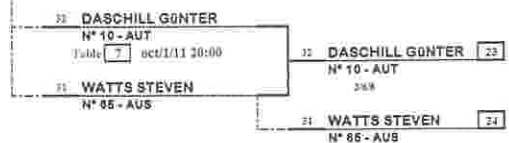
Losers Places 17 to 32	Places 17 to 24	Places 17 to 20	Places 17/18	Placings
oct/1/2011 16:30	oct/1/2011 17:15	oct/1/2011 18:50	oct/1/2011 20:00	



Places 21 to 24	Places 21/22	Placings
oct/1/2011 18:50	oct/1/2011 20:00	

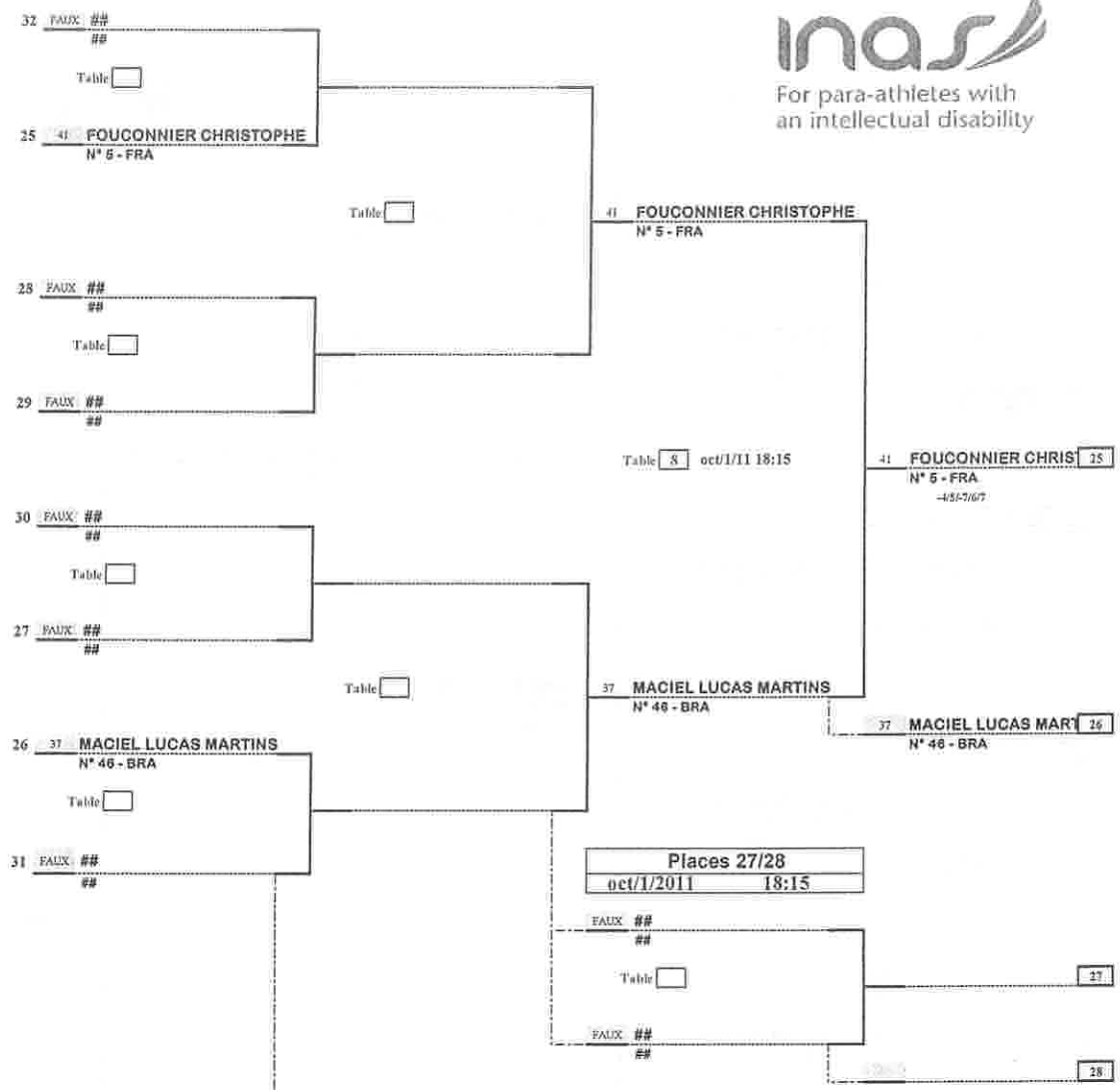


Places 23/24
oct/1/2011 20:00

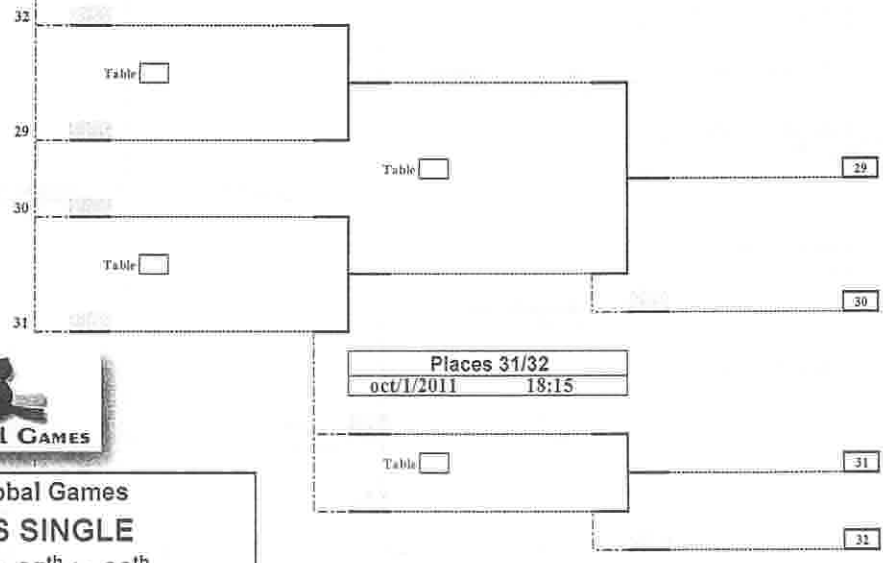


3rd Global Games  
MEN'S SINGLE  
Placings 17<sup>en</sup> to 24<sup>th</sup>

Losers Places 25 to 32	Placings
oct/1/2011 16:30	oct/1/2011 18:15

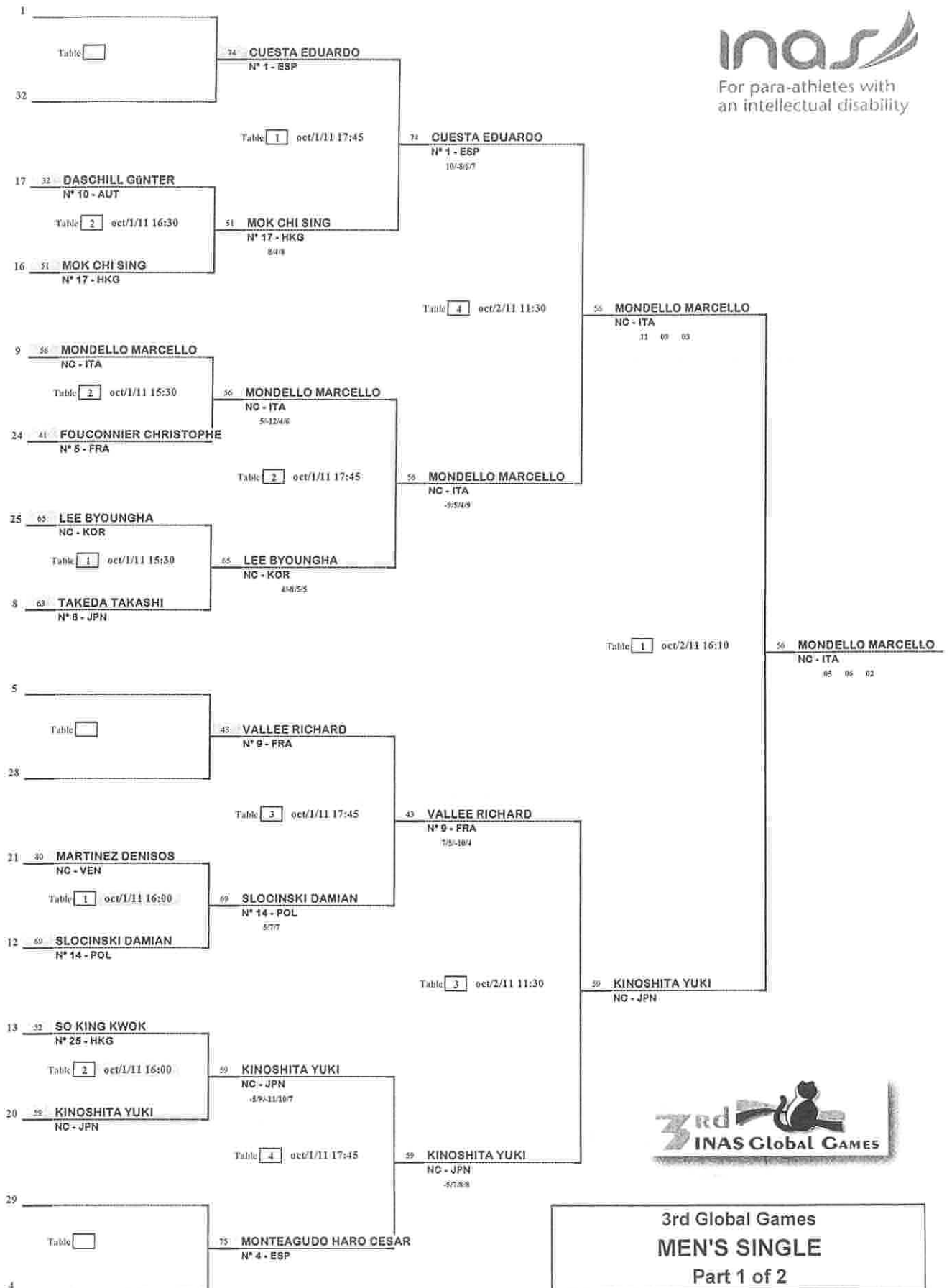


Losers Places 39 to 32	Placings
oct/1/2011 16:30	oct/1/2011 18:15



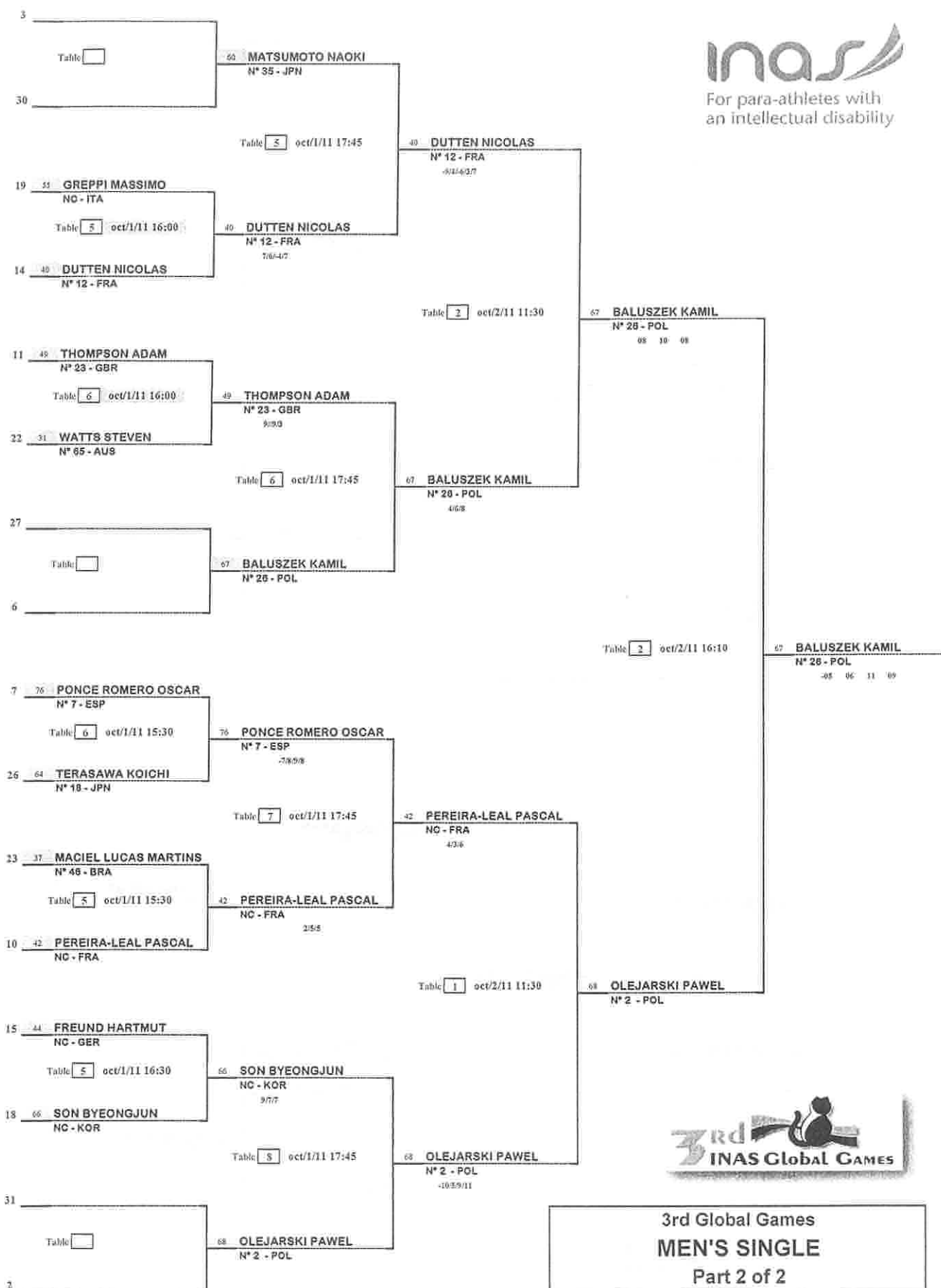
3rd Global Games  
**MEN'S SINGLE**  
 Placings 25<sup>th</sup> to 32<sup>th</sup>

Round of 32		Round of 16		Quarter-Final		Semi-Final		Qualified for the Final
oct/1/2011	15:30	oct/1/2011	17:45	oct/2/2011	11:30	oct/2/2011	16:10	
oct/1/2011	16:00							
oct/1/2011	16:30							



3rd Global Games  
**MEN'S SINGLE**  
 Part 1 of 2

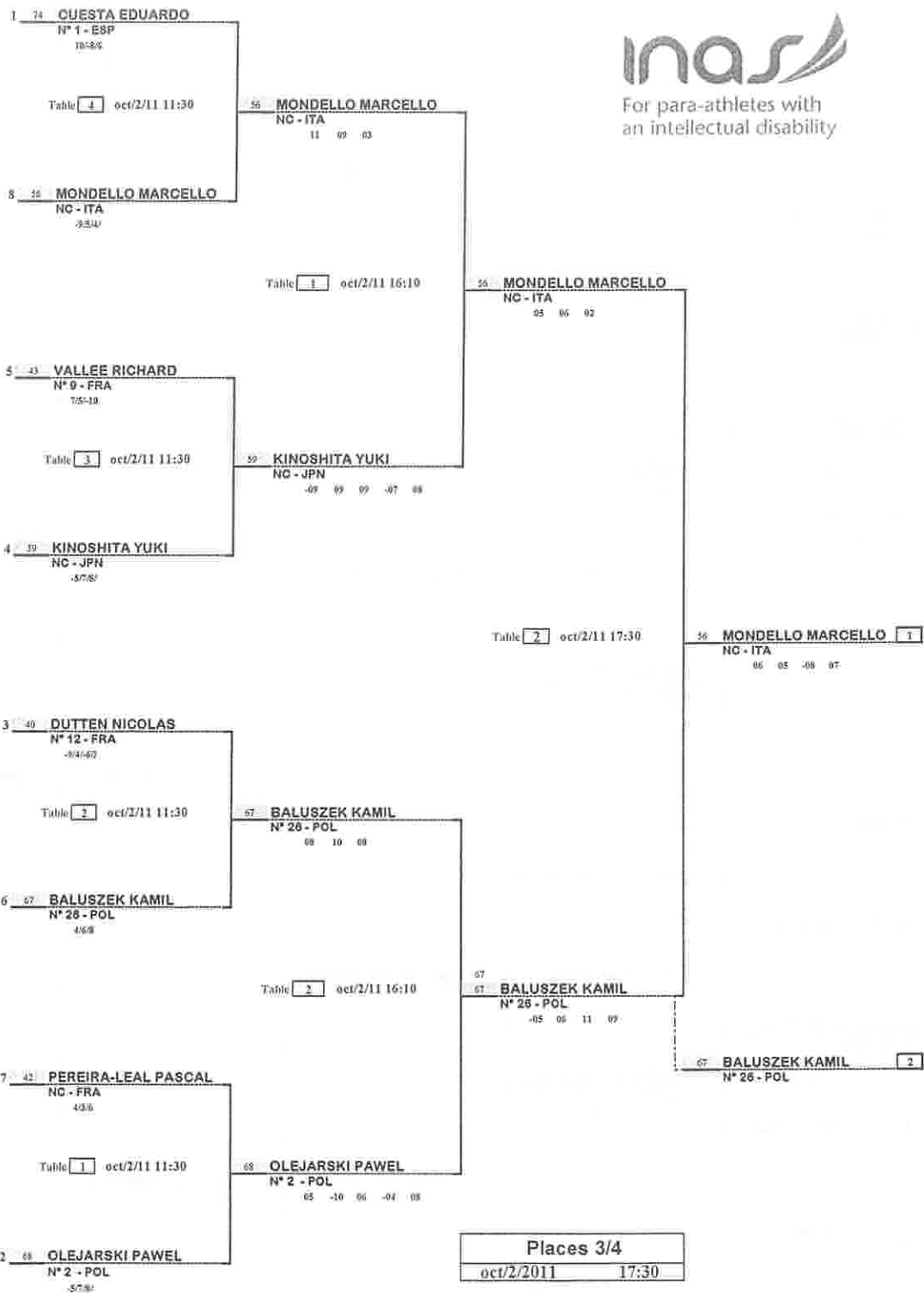
Round of 32		Round of 16		Quarter-Final		Semi-Final		Qualified for the Final
oct/1/2011	16:00	oct/1/2011	17:45	oct/2/2011	11:30	oct/2/2011	16:10	
oct/1/2011	15:30							
oct/1/2011	16:30							



QUARTER-FINAL	SEMI-FINAL	FINAL	WINNER
oct/2/2011 11:30	oct/2/2011 16:10	oct/2/2011 17:30	

**inas**

For para-athletes with  
an intellectual disability



3rd Global Games  
**MEN'S SINGLE**  
Part Final



For para-athletes with  
an intellectual disability

**3rd Global Games**  
Genova, ITALIA

**MEN'S SINGLE**

**SERIES 1**

**GROUP : 1**

**DAY 4**

	Back Numbers	FULL NAME	WORLD RANKING	ASSOCIATION
1	74	CUESTA EDUARDO	Nº 1	ESP
2	37	MACIEL LUCAS MARTINS	Nº 46	BRA
3	58	HATAKEYAMA TAKUTO	Nº 51	JPN

Time Schedule	Table	Match	ORDER TO PLAY	GAMES							TOTAL GAMES	POINTS			
				1	2	3	4	5	6	7		1	2	3	
oct/1/11 11:00	6	1 - 3	CUESTA EDUARDO - ESP - HATAKEYAMA TAKUTO	07	03	01					3		2		1
oct/1/11 11:30	6	1 - 2	CUESTA EDUARDO - ESP - MACIEL LUCAS MARTINS	08	02	07					3		2	1	
oct/1/11 12:00	6	2 - 3	MACIEL LUCAS MARTINS - BI - HATAKEYAMA TAKUTO	-09	-09	05	03	08			3	2		2	1
				Total of Points									4	3	2
				Rank 1 to 3									1	2	3

**Classification :**

1-	74	CUESTA EDUARDO - ESP
2-	37	MACIEL LUCAS MARTINS - BRA
3-	58	HATAKEYAMA TAKUTO - JPN

The Referee :

BOUVIER Gilles

**MEN'S SINGLE**

SERIES 1

GROUP : 2

DAY : 4

	Back Numbers	FULL NAME	WORLD RANKING	ASSOCIATION
1	68	OLEJARSKI PAWEL	N° 2	POL
2	47	FELTHAM DUNCAN	N° 44	GBR
3	36	LIMA ANTONIO CARLOS FERREIRA	N° 58	BRA
4	65	LEE BYOUNGHA	NC	KOR

Match	Schedule	Table	ORDER TO PLAY	GAMES							TOTAL GAMES	POINTS					
				1	2	3	4	5	6	7		1	2	3	4		
1 - 3	oct/1/11 11:00	1	OLEJARSKI PAWEL - POL - LIMA ANTONIO CARLOS FERREIRA - BRA	04	05	04					3		2		1		
2 - 4	oct/1/11 11:20	1	FELTHAM DUNCAN - GBR - LEE BYOUNGHA - KOR	-01	-05	-01					3			1			2
1 - 2	oct/1/11 11:40	1	OLEJARSKI PAWEL - POL - FELTHAM DUNCAN - GBR	02	03	03					3		2	1			
3 - 4	oct/1/11 12:00	1	LIMA ANTONIO CARLOS FERREIRA - LEE BYOUNGHA - KOR	-03	-01	-01					3				1		2
1 - 4	oct/1/11 12:20	1	OLEJARSKI PAWEL - POL - LEE BYOUNGHA - KOR	-03	09	-07	07	06			3	2	2				1
2 - 3	oct/1/11 12:40	1	FELTHAM DUNCAN - GBR - LIMA ANTONIO CARLOS FERREIRA - BRA	-06	-05	-04					3			1	2		
											TOTAL of POINTS		6 3 4 5				
											CLASSIFICATION		1 4 3 2				

Rank:

OK

1st	68	OLEJARSKI PAWEL - POL
2nd	65	LEE BYOUNGHA - KOR
3rd	36	LIMA ANTONIO CARLOS FERREIRA - BRA
4th	47	FELTHAM DUNCAN - GBR

The Referee :

BOUVIER Gilles

**MEN'S SINGLE**

SERIES 1

GROUP : 3

DAY : 4

	Back Numbers	FULL NAME	WORLD RANKING	ASSOCIATION
1	75	MONTEAGUDO HARO CESAR	N° 4	ESP
2	46	FELTHAM ALISTAIR	N° 42	GBR
3	31	WATTS STEVEN	N° 65	AUS
4	57	STABILE NICOLO	NC	ITA

Match	Schedule	Table	ORDER TO PLAY	GAMES							TOTAL GAMES	POINTS					
				1	2	3	4	5	6	7		1	2	3	4		
1 - 3	oct/1/11 11:00	5	MONTEAGUDO HARO CESAR - ESP - WATTS STEVEN - AUS	07	04	09					3		2		1		
2 - 4	oct/1/11 11:20	5	FELTHAM ALISTAIR - GBR - STABILE NICOLO - ITA	09	-02	08	04				3	1		2			1
1 - 2	oct/1/11 11:40	5	MONTEAGUDO HARO CESAR - ESP - FELTHAM ALISTAIR - GBR	03	04	04					3		2	1			
3 - 4	oct/1/11 12:00	5	WATTS STEVEN - AUS - STABILE NICOLO - ITA	05	-07	09	09				3	1			2		1
1 - 4	oct/1/11 12:20	5	MONTEAGUDO HARO CESAR - ESP - STABILE NICOLO - ITA	04	05	04					3		2				1
2 - 3	oct/1/11 12:40	5	FELTHAM ALISTAIR - GBR - WATTS STEVEN - AUS	09	-02	-08	-04				1	3		1	2		
											TOTAL of POINTS		6 4 5 3				
											CLASSIFICATION		1 3 2 4				

Classification:

OK

1st	75	MONTEAGUDO HARO CESAR - ESP
2nd	31	WATTS STEVEN - AUS
3rd	46	FELTHAM ALISTAIR - GBR
4th	57	STABILE NICOLO - ITA

The Referee :

BOUVIER Gilles

**MEN'S SINGLE**

**SERIES 1**

**GROUP : 4**

**DAY : 4**

	Back Numbers	FULL NAME	WORLD RANKING	ASSOCIATION
1	41	FOUCONNIER CHRISTOPHE	N° 5	FRA
2	60	MATSUMOTO NAOKI	N° 35	JPN
3	81	MARTINEZ ENGERBER	N° 76	VEN
4	45	COX PATRICK	NC	GBR

Match	Schedule	Table	ORDER TO PLAY	GAMES							TOTAL GAMES	POINTS				
				1	2	3	4	5	6	7		1	2	3	4	
1 - 3	oct/1/11 11:00	8	FOUCONNIER CHRISTOPHE - FRA - MARTINEZ ENGERBER - VEN	04	05	06					3	2		1		
2 - 4	oct/1/11 11:20	8	MATSUMOTO NAOKI - JPN - COX PATRICK - GBR	5	05	03	04				3		2		1	
1 - 2	oct/1/11 11:40	8	FOUCONNIER CHRISTOPHE - FRA - MATSUMOTO NAOKI - JPN	08	09	10	08				1	3	1	2		
3 - 4	oct/1/11 12:00	8	MARTINEZ ENGERBER - VEN - COX PATRICK - GBR	09	09	10	06				1	3		1	2	
1 - 4	oct/1/11 12:20	8	FOUCONNIER CHRISTOPHE - FRA - COX PATRICK - GBR	05	05	05					3		2		1	
2 - 3	oct/1/11 12:40	8	MATSUMOTO NAOKI - JPN - MARTINEZ ENGERBER - VEN	01	09	06					3			2	1	
				<b>TOTAL of POINTS</b>									<b>5 6 3 4</b>			
				<b>CLASSIFICATION</b>									<b>2 1 4 3</b>			

Classification :

OK

1 <sup>st</sup>	60	MATSUMOTO NAOKI - JPN
2 <sup>nd</sup>	41	FOUCONNIER CHRISTOPHE - FRA
3 <sup>rd</sup>	45	COX PATRICK - GBR
4 <sup>th</sup>	81	MARTINEZ ENGERBER - VEN

The Referee :

BOUVIER Gilles

**MEN'S SINGLE**

**SERIES 1**

**GROUP : 5**

**DAY : 4**

	Back Numbers	FULL NAME	WORLD RANKING	ASSOCIATION
1	63	TAKEDA TAKASHI	N° 6	JPN
2	71	MACEDO ANTONIO	N° 37	POR
3	33	KOLLER JOHANN	N° 78	AUT
4	55	GREPPI MASSIMO	NC	ITA

Match	Schedule	Table	ORDER TO PLAY	GAMES							TOTAL GAMES	POINTS				
				1	2	3	4	5	6	7		1	2	3	4	
1 - 3	oct/1/11 11:00	3	TAKEDA TAKASHI - JPN - KOLLER JOHANN - AUT	06	07	03					3	2		1		
2 - 4	oct/1/11 11:20	3	MACEDO ANTONIO - POR - GREPPI MASSIMO - ITA	06	09	04					3		1		2	
1 - 2	oct/1/11 11:40	3	TAKEDA TAKASHI - JPN - MACEDO ANTONIO - POR	06	04	05					3	2	1			
3 - 4	oct/1/11 12:00	3	KOLLER JOHANN - AUT - GREPPI MASSIMO - ITA	06	08	05					3			1	2	
1 - 4	oct/1/11 12:20	3	TAKEDA TAKASHI - JPN - GREPPI MASSIMO - ITA	03	07	08					3	2			1	
2 - 3	oct/1/11 12:40	3	MACEDO ANTONIO - POR - KOLLER JOHANN - AUT	03	01	09	09				1	3		1	2	
				<b>TOTAL of POINTS</b>									<b>6 3 4 5</b>			
				<b>CLASSIFICATION</b>									<b>1 4 3 2</b>			

Classification :

OK

1 <sup>st</sup>	63	TAKEDA TAKASHI - JPN
2 <sup>nd</sup>	55	GREPPI MASSIMO - ITA
3 <sup>rd</sup>	33	KOLLER JOHANN - AUT
4 <sup>th</sup>	71	MACEDO ANTONIO - POR

The Referee :

BOUVIER Gilles

**MEN'S SINGLE**

SERIES 1

DAY : 4

GROUP : 6

	Back Numbers	FULL NAME	WORLD RANKING	ASSOCIATION
1	76	PONCE ROMERO OSCAR	N° 7	ESP
2	53	WAN KWOK HO	N° 32	HKG
3	70	JESUS ANDRE	N° 83	POR
4	80	MARTINEZ DENISOS	NC	VEN

Match	Schedule	Table	ORDER TO PLAY	GAMES							TOTAL GAMES	POINTS					
				1	2	3	4	5	6	7		1	2	3	4		
1 - 3	oct/1/11 9:00	1	PONCE ROMERO OSCAR - ESP - JESUS ANDRE - POR	03	01	02					3		2		1		
2 - 4	oct/1/11 9:20	1	WAN KWOK HO - HKG - MARTINEZ DENISOS - VEN	-06	09	-09	06	-06			2	3			1		2
1 - 2	oct/1/11 9:40	1	PONCE ROMERO OSCAR - ESP - WAN KWOK HO - HKG	06	04	08					3		2	1			
3 - 4	oct/1/11 10:00	1	JESUS ANDRE - POR - MARTINEZ DENISOS - VEN	-01	-04	-07						3				1	2
1 - 4	oct/1/11 10:20	1	PONCE ROMERO OSCAR - ESP - MARTINEZ DENISOS - VEN	05	08	03					3		2				1
2 - 3	oct/1/11 10:40	1	WAN KWOK HO - HKG - JESUS ANDRE - POR	08	10	09					3			2	1		
				TOTAL of POINTS									6 4 3 5				
				CLASSIFICATION									1 3 4 2				

Classification :

OK

TOTAL of POINTS

CLASSIFICATION

1st	76	PONCE ROMERO OSCAR - ESP
2nd	80	MARTINEZ DENISOS - VEN
3rd	53	WAN KWOK HO - HKG
4th	70	JESUS ANDRE - POR

The Referee :

BOUVIER Gilles

**MEN'S SINGLE**

SERIES 1

DAY : 4

GROUP : 7

	Back Numbers	FULL NAME	WORLD RANKING	ASSOCIATION
1	43	VALLEE RICHARD	N° 9	FRA
2	61	OHKAWA AKIO	N° 29	JPN
3	38	MIRANDA JULIANO FLORENTIN	NC	BRA
4	66	SON BYEONGJUN	NC	KOR

Match	Schedule	Table	ORDER TO PLAY	GAMES							TOTAL GAMES	POINTS					
				1	2	3	4	5	6	7		1	2	3	4		
1 - 3	oct/1/11 9:00	2	VALLEE RICHARD - FRA - MIRANDA JULIANO FLORENTIN - BRA	07	03	07					3		2		1		
2 - 4	oct/1/11 9:20	2	OHKAWA AKIO - JPN - SON BYEONGJUN - KOR	-06	-01	-05						3			1		2
1 - 2	oct/1/11 9:40	2	VALLEE RICHARD - FRA - OHKAWA AKIO - JPN	05	09	05					3		2	1			
3 - 4	oct/1/11 10:00	2	MIRANDA JULIANO FLORENTIN - BRA - SON BYEONGJUN - KOR	-06	-07	-01						3				1	2
1 - 4	oct/1/11 10:20	2	VALLEE RICHARD - FRA - SON BYEONGJUN - KOR	08	03	-04	08				3	1	2				1
2 - 3	oct/1/11 10:40	2	OHKAWA AKIO - JPN - MIRANDA JULIANO FLORENTIN - BRA	07	06	-09	09				3	1		2	1		
				TOTAL of POINTS									6 4 3 5				
				CLASSIFICATION									1 3 4 2				

Classification :

OK

TOTAL of POINTS

CLASSIFICATION

1st	43	VALLEE RICHARD - FRA
2nd	66	SON BYEONGJUN - KOR
3rd	61	OHKAWA AKIO - JPN
4th	38	MIRANDA JULIANO FLORENTIN - BRA

The Referee :

BOUVIER Gilles

**MEN'S SINGLE**

**SERIES 1**

**GROUP : 8**

**DAY : 4**

	Back Numbers	FULL NAME	WORLD RANKING	ASSOCIATION
1	32	DASCHILL GÜNTER	N° 10	AUT
2	67	BALUSZEK KAMIL	N° 26	POL
3	62	OTA AKIHIRO	N° 90	JPN
4	73	BUTHELEZI LUCKY	NC	RSA

Match	Schedule	Table	ORDER TO PLAY	GAMES							TOTAL GAMES	POINTS						
				1	2	3	4	5	6	7		1	2	3	4			
1 - 3	oct/1/11 9:00	3	DASCHILL GÜNTER - AUT - OTA AKIHIRO - JPN	08	12	-08	-08	11				3	2	2		1		
2 - 4	oct/1/11 9:20	3	BALUSZEK KAMIL - POL - BUTHELEZI LUCKY - RSA	04	04	01					3				2			1
1 - 2	oct/1/11 9:40	3	DASCHILL GÜNTER - AUT - BALUSZEK KAMIL - POL	-05	-07	-06					3			1	2			
3 - 4	oct/1/11 10:00	3	OTA AKIHIRO - JPN - BUTHELEZI LUCKY - RSA	03	07	07					3					2		1
1 - 4	oct/1/11 10:20	3	DASCHILL GÜNTER - AUT - BUTHELEZI LUCKY - RSA	04	04	05					3			2				1
2 - 3	oct/1/11 10:40	3	BALUSZEK KAMIL - POL - OTA AKIHIRO - JPN	04	06	06					3				2	1		
				TOTAL of POINTS								5 6 4 3						
				CLASSIFICATION								2 1 3 4						

Classification :

OK

TOTAL of POINTS

CLASSIFICATION

1st	67	BALUSZEK KAMIL - POL
2nd	32	DASCHILL GÜNTER - AUT
3rd	62	OTA AKIHIRO - JPN
4th	73	BUTHELEZI LUCKY - RSA

The Referee :

BOUVIER Gilles

**MEN'S SINGLE**

**SERIES 1**

**GROUP : 9**

**DAY : 4**

	Back Numbers	FULL NAME	WORLD RANKING	ASSOCIATION
1	40	DUTTON NICOLAS	N° 12	FRA
2	52	SO KING KWOK	N° 25	HKG
3	39	SANTOS GEOVANE JESUS DOS	NC	BRA
4	79	TOPCUOGLU FERHAT	NC	TUR

Match	Schedule	Table	ORDER TO PLAY	GAMES							TOTAL GAMES	POINTS						
				1	2	3	4	5	6	7		1	2	3	4			
1 - 3	oct/1/11 9:00	4	DUTTON NICOLAS - FRA - SANTOS GEOVANE JESUS DOS - BRA	01	05	08					3		2		1			
2 - 4	oct/1/11 9:20	4	SO KING KWOK - HKG - TOPCUOGLU FERHAT - TUR	03	02	09					3				2			1
1 - 2	oct/1/11 9:40	4	DUTTON NICOLAS - FRA - SO KING KWOK - HKG	08	-10	-07	-04				1	3		1	2			
3 - 4	oct/1/11 10:00	4	SANTOS GEOVANE JESUS DOS - BRA - TOPCUOGLU FERHAT - TUR	10	-09	07	-07	-09			2	3				1		2
1 - 4	oct/1/11 10:20	4	DUTTON NICOLAS - FRA - TOPCUOGLU FERHAT - TUR	06	-08	08	09				3	1		2				1
2 - 3	oct/1/11 10:40	4	SO KING KWOK - HKG - SANTOS GEOVANE JESUS DOS - BRA	08	05	06					3				2	1		
				TOTAL of POINTS								5 6 3 4						
				CLASSIFICATION								2 1 4 3						

Classification :

OK

TOTAL of POINTS

CLASSIFICATION

1st	52	SO KING KWOK - HKG
2nd	40	DUTTON NICOLAS - FRA
3rd	79	TOPCUOGLU FERHAT - TUR
4th	39	SANTOS GEOVANE JESUS DOS - BRA

The Referee :

BOUVIER Gilles

**MEN'S SINGLE**

**SERIES 1**

**GROUP : 10**

**DAY : 4**

	Back Numbers	FULL NAME	WORLD RANKING	ASSOCIATION
1	34	TRNKA MICHAEL	N° 13	AUT
2	49	THOMPSON ADAM	N° 23	GBR
3	59	KINOSHITA YUKI	NC	JPN
4	54	ABBATE GIACOMO	NC	ITA

Match	Schedule	Table	ORDER TO PLAY	GAMES							TOTAL GAMES	POINTS					
				1	2	3	4	5	6	7		1	2	3	4		
1 - 3	oct/1/11 9:00	5	TRNKA MICHAEL - AUT - KINOSHITA YUKI - JPN	-10	-09	-02					3	1		2			
2 - 4	oct/1/11 9:20	5	THOMPSON ADAM - GBR - ABBATE GIACOMO - ITA	03	04	07					3		2		1		
1 - 2	oct/1/11 9:40	5	TRNKA MICHAEL - AUT - THOMPSON ADAM - GBR	-06	-09	-05					3	1	2				
3 - 4	oct/1/11 10:00	5	KINOSHITA YUKI - JPN - ABBATE GIACOMO - ITA	00	07	02					3			2	1		
1 - 4	oct/1/11 10:20	5	TRNKA MICHAEL - AUT - ABBATE GIACOMO - ITA	05	08	02					3	2			1		
2 - 3	oct/1/11 10:40	5	THOMPSON ADAM - GBR - KINOSHITA YUKI - JPN	08	06	04					3		2	1			
				TOTAL of POINTS							4				6	5	3
				CLASSIFICATION							3				1	2	4

Rank:

OK

1 <sup>st</sup>	49	THOMPSON ADAM - GBR
2 <sup>nd</sup>	59	KINOSHITA YUKI - JPN
3 <sup>rd</sup>	34	TRNKA MICHAEL - AUT
4 <sup>th</sup>	54	ABBATE GIACOMO - ITA

The Referee :

BOUVIER Gilles

**MEN'S SINGLE**

**SERIES 1**

**GROUP : 11**

**DAY : 4**

	Back Numbers	FULL NAME	WORLD RANKING	ASSOCIATION
1	69	SLOCINSKI DAMIAN	N° 14	POL
2	48	JARVIS JEFFREY	N° 20	GBR
3	78	OLCAS GARIP	NC	TUR
4	44	FREUND HARTMUT	NC	GER

Match	Schedule	Table	ORDER TO PLAY	GAMES							TOTAL GAMES	POINTS					
				1	2	3	4	5	6	7		1	2	3	4		
1 - 3	oct/1/11 9:00	6	SLOCINSKI DAMIAN - POL - OLCAS GARIP - TUR	06	09	-09	04				3	1	2		1		
2 - 4	oct/1/11 9:20	6	JARVIS JEFFREY - GBR - FREUND HARTMUT - GER	-03	-03	-03					3		1		2		
1 - 2	oct/1/11 9:40	6	SLOCINSKI DAMIAN - POL - JARVIS JEFFREY - GBR	00	05	05					3	2	1				
3 - 4	oct/1/11 10:00	6	OLCAS GARIP - TUR - FREUND HARTMUT - GER	08	06	-11	-09	-08			2	3			1	2	
1 - 4	oct/1/11 10:20	6	SLOCINSKI DAMIAN - POL - FREUND HARTMUT - GER	05	04	08					3	2			1		
2 - 3	oct/1/11 10:40	6	JARVIS JEFFREY - GBR - OLCAS GARIP - TUR	-02	-07	-02					3		1	2			
				TOTAL of POINTS							6				3	4	5
				CLASSIFICATION							1				4	3	2

Classification:

OK

1 <sup>st</sup>	69	SLOCINSKI DAMIAN - POL
2 <sup>nd</sup>	44	FREUND HARTMUT - GER
3 <sup>rd</sup>	78	OLCAS GARIP - TUR
4 <sup>th</sup>	48	JARVIS JEFFREY - GBR

The Referee :

BOUVIER Gilles

**MEN'S SINGLE**

**SERIES 1**

**GROUP : 12**

**DAY : 4**

	Back Numbers	FULL NAME	WORLD RANKING	ASSOCIATION
1	50	LAM HIU KONG	N° 15	HKG
2	64	TERASAWA KOICHI	N° 18	JPN
3	56	MONDELLO MARCELLO	NC	ITA
4	77	MOUAKHAR ANIS	NC	TUN

Match	Schedule	Table	ORDER TO PLAY	GAMES							TOTAL GAMES	POINTS				
				1	2	3	4	5	6	7		1	2	3	4	
1 - 3	oct/1/11 9:00	7	LAM HIU KONG - HKG - MONDELLO MARCELLO - ITA	-05	-02	-04						3	1		2	
2 - 4	oct/1/11 9:20	7	TERASAWA KOICHI - JPN - MOUAKHAR ANIS - TUN	05	-08	08	03					3	1		2	
1 - 2	oct/1/11 9:40	7	LAM HIU KONG - HKG - TERASAWA KOICHI - JPN	-05	-05	-05						3		1	2	
3 - 4	oct/1/11 10:00	7	MONDELLO MARCELLO - ITA - MOUAKHAR ANIS - TUN	02	05	06						3			2	1
1 - 4	oct/1/11 10:20	7	LAM HIU KONG - HKG - MOUAKHAR ANIS - TUN	08	-08	06	06					3	1		2	
2 - 3	oct/1/11 10:40	7	TERASAWA KOICHI - JPN - MONDELLO MARCELLO - ITA	-04	-06	-03						3			1	2
										TOTAL of POINTS		4 5 6 3				
										CLASSIFICATION		3 2 1 4				

Classification :

OK

1 <sup>st</sup>	56	MONDELLO MARCELLO - ITA
2 <sup>nd</sup>	64	TERASAWA KOICHI - JPN
3 <sup>rd</sup>	50	LAM HIU KONG - HKG
4 <sup>th</sup>	77	MOUAKHAR ANIS - TUN

The Referee :

BOUVIER Gilles

**MEN'S SINGLE**

**SERIES 1**

**GROUP : 13**

**DAY : 4**

	Back Numbers	FULL NAME	WORLD RANKING	ASSOCIATION
1	35	WIESER MICHAEL	N° 16	AUT
2	51	MOK CHI SING	N° 17	HKG
3	42	PEREIRA-LEAL PASCAL	NC	FRA
4	72	GAYFULLIN KEMAL	NC	RUS

Match	Schedule	Table	ORDER TO PLAY	GAMES							TOTAL GAMES	POINTS				
				1	2	3	4	5	6	7		1	2	3	4	
1 - 3	oct/1/11 9:00	8	WIESER MICHAEL - AUT - PEREIRA-LEAL PASCAL - FRA	-02	-04	-11						3	1		2	
2 - 4	oct/1/11 9:20	8	MOK CHI SING - HKG - GAYFULLIN KEMAL - RUS	06	08	08						3			2	
1 - 2	oct/1/11 9:40	8	WIESER MICHAEL - AUT - MOK CHI SING - HKG	-02	-05	-04						3		1	2	
3 - 4	oct/1/11 10:00	8	PEREIRA-LEAL PASCAL - FRA - GAYFULLIN KEMAL - RUS	05	03	04						3			2	1
1 - 4	oct/1/11 10:20	8	WIESER MICHAEL - AUT - GAYFULLIN KEMAL - RUS	-03	08	06	-05	07				3	2		2	
2 - 3	oct/1/11 10:40	8	MOK CHI SING - HKG - PEREIRA-LEAL PASCAL - FRA	-07	-06	-05						3			1	2
										TOTAL of POINTS		4 5 6 3				
										CLASSIFICATION		3 2 1 4				

Classification :

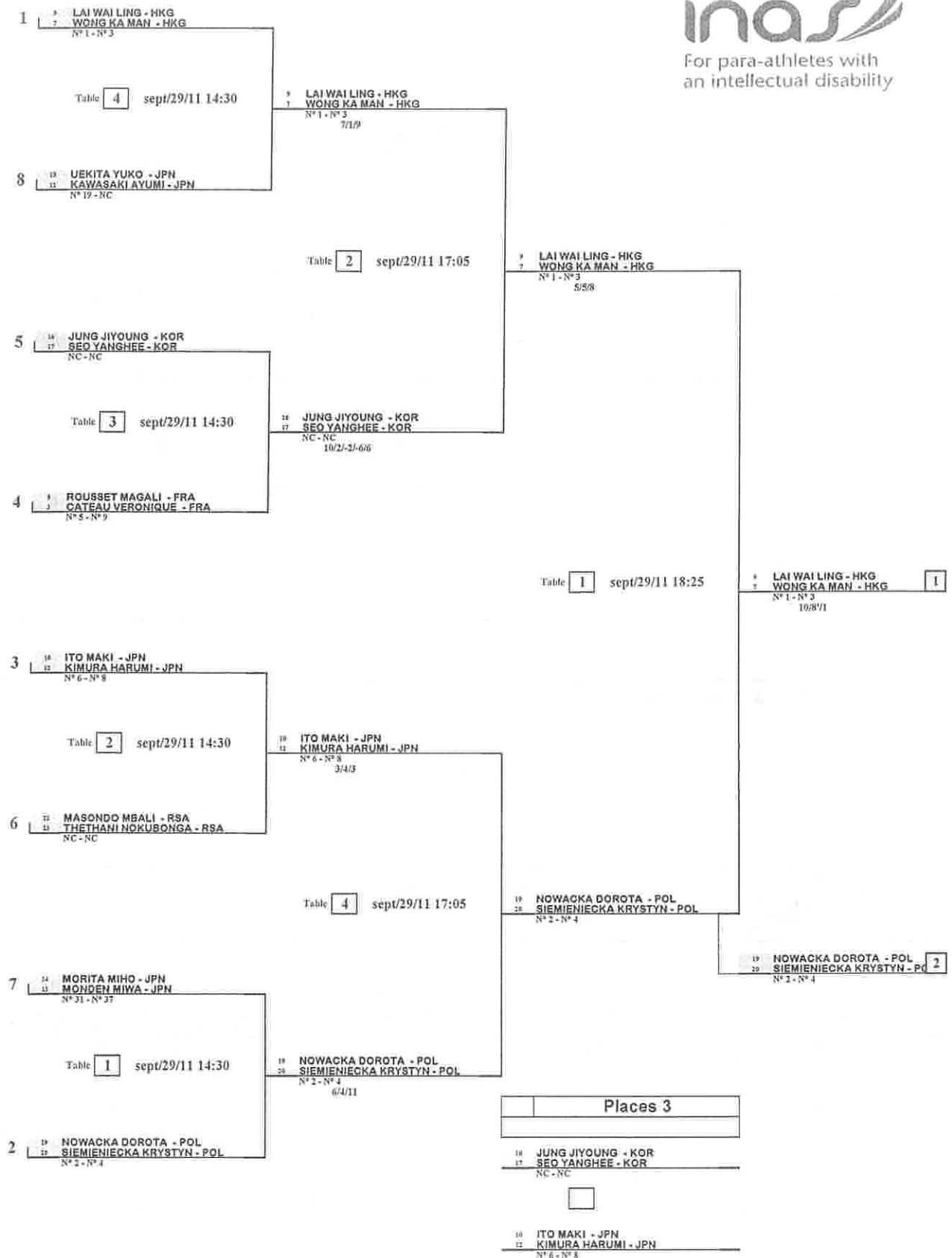
OK

1 <sup>st</sup>	42	PEREIRA-LEAL PASCAL - FRA
2 <sup>nd</sup>	51	MOK CHI SING - HKG
3 <sup>rd</sup>	35	WIESER MICHAEL - AUT
4 <sup>th</sup>	72	GAYFULLIN KEMAL - RUS

The Referee :

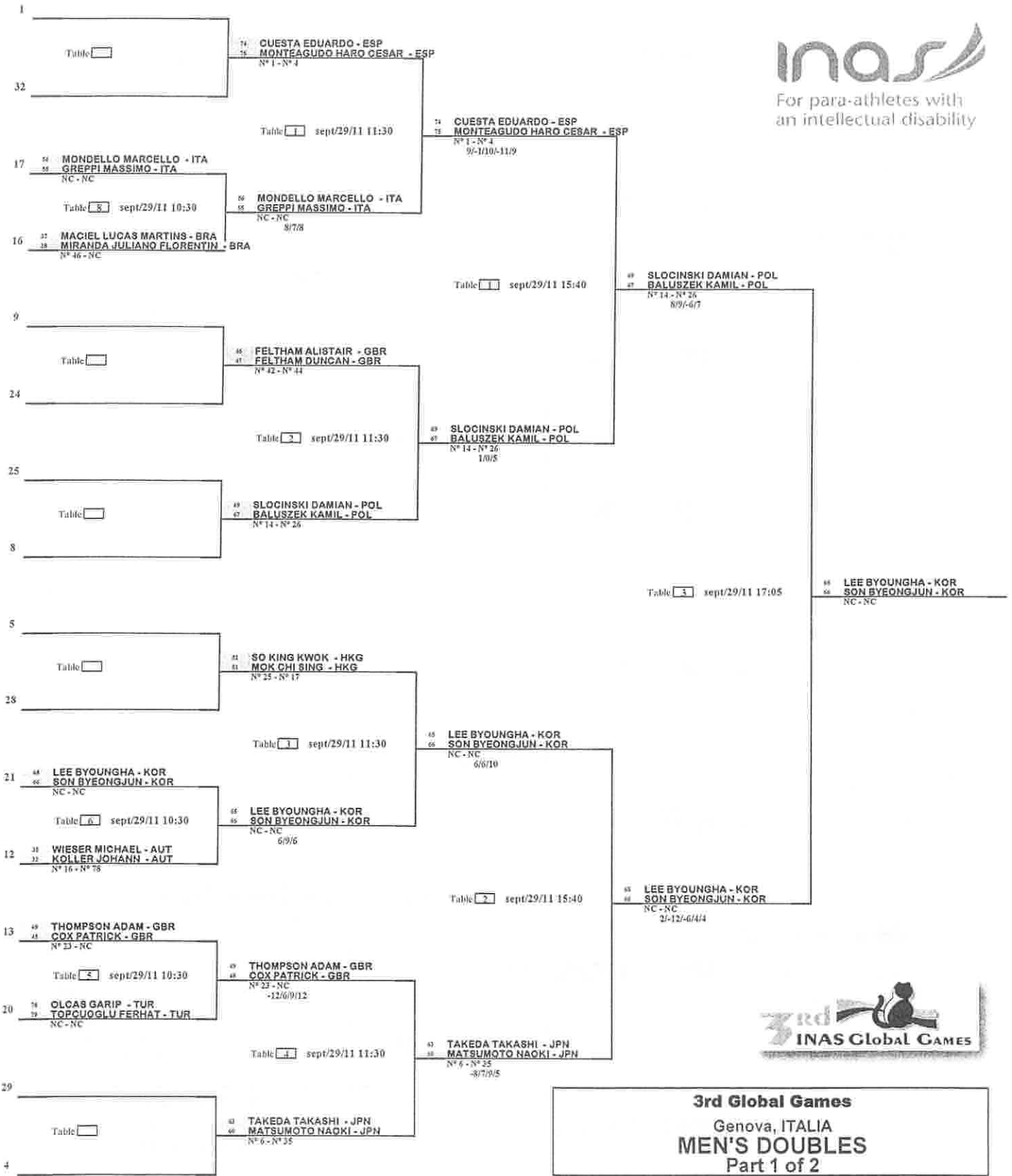
BOUVIER Gilles

Quarter-Final	Semi-Final	FINAL	WINNERS
sept/29/2011 14:30	sept/29/2011 17:05	sept/29/2011 18:25	



**3rd Global Games**  
 Genova, ITALIA  
**WOMEN'S DOUBLES**  
 Final Draw

Round of 32	Round of 16	Quarter-Final	Semi-Final	Qualified for Final
sept/29/2011 10:30	sept/29/2011 11:30	sept/29/2011 15:40	sept/29/2011 17:05	





Semi-Final		FINAL		WINNERS
sept/29/2011	17:05	sept/29/2011	18:25	

1 <sup>49</sup> SLOCINSKI DAMIAN - POL  
<sup>47</sup> BALUSZEK KAMIL - POL  
N° 14 - N° 26

**inas**

For para-athletes with  
an intellectual disability

Table 3 sept/29/11 17:05

<sup>65</sup> LEE BYOUNGHA - KOR  
<sup>66</sup> SON BYEONGJUN - KOR  
NC - NC  
-9/6/-8/5/12

4 <sup>65</sup> LEE BYOUNGHA - KOR  
<sup>66</sup> SON BYEONGJUN - KOR  
NC - NC

Table 4 sept/29/11 18:25

<sup>65</sup> LEE BYOUNGHA - KOR  
<sup>66</sup> SON BYEONGJUN - KOR  
NC - NC  
-10/8/5/5

3 <sup>64</sup> TERASAWA KOICHI - JPN  
<sup>59</sup> KINOSHITA YUKI - JPN  
N° 18 - NC

Table 1 sept/29/11 17:05

<sup>64</sup> TERASAWA KOICHI - JPN  
<sup>59</sup> KINOSHITA YUKI - JPN  
N° 18 - NC  
8/6/9

<sup>64</sup> TERASAWA KOICHI - JPN  
<sup>59</sup> KINOSHITA YUKI - JPN  
N° 13 - NC

2 <sup>43</sup> VALLEE RICHARD - FRA  
<sup>41</sup> FOUCONNIER CHRISTOPHE - FRA  
N° 9 - N° 5

Places 3

<sup>49</sup> SLOCINSKI DAMIAN - POL  
<sup>47</sup> BALUSZEK KAMIL - POL



<sup>43</sup> VALLEE RICHARD - FRA  
<sup>41</sup> FOUCONNIER CHRISTOPHE - FRA



**3rd Global Games**  
Genova, ITALIA  
**MEN'S DOUBLES**  
Final Draw





Semi-Final		FINAL		WINNERS	
sept/29/2011 16:25		sept/29/2011 17:45			

1 | <sup>68</sup> OLEJARSKI PAWEL - POL  
<sup>20</sup> SIEMIENIECKA KRYSZTYN - POL  
N° 2 - N° 4



Table 4 | sept/29/11 16:25

<sup>69</sup> SLOCINSKI DAMIAN - POL  
<sup>19</sup> NOWACKA DOROTA - POL  
N° 14 - N° 2  
7/-9//10/-4/8

4 | <sup>69</sup> SLOCINSKI DAMIAN - POL  
<sup>19</sup> NOWACKA DOROTA - POL  
N° 14 - N° 2

Table 1 | sept/29/11 17:45

<sup>9</sup> LAI WAI LING - HKG  
<sup>51</sup> MOK CHI SING - HKG  
N° 1 - N° 17  
02/ 10/ 04

3 | <sup>65</sup> LEE BYOUNGHA - KOR  
<sup>17</sup> SEO YANGHEE - KOR  
NC - NC

Table 2 | sept/29/11 16:25

<sup>9</sup> LAI WAI LING - HKG  
<sup>51</sup> MOK CHI SING - HKG  
N° 1 - N° 17  
5/3/5

<sup>69</sup> SLOCINSKI DAMIAN - POL  
<sup>19</sup> NOWACKA DOROTA - POL  
N° 14 - N° 2

2 | <sup>9</sup> LAI WAI LING - HKG  
<sup>51</sup> MOK CHI SING - HKG  
N° 1 - N° 17

Places 3	
----------	--

<sup>68</sup> OLEJARSKI PAWEL - POL  
<sup>20</sup> SIEMIENIECKA KRYSZTYN - POL



<sup>65</sup> LEE BYOUNGHA - KOR  
<sup>17</sup> SEO YANGHEE - KOR



**3rd Global Games**  
Genova, ITALIA  
**MIXED DOUBLES**  
Final Draw

### 3rd Global Games

Place :	<b>Genova (ITA)</b>
TEAM EVENT :	<b>WOMEN'S</b>

DATE :	sept/27/2011
GROUP	<b>1</b>



For para-athletes with an intellectual disability

N° Ass.	COUNTRIES	Ass.
6	HONG KONG CHINA	HKG
8	JAPAN	JPN
9	SOUTH KOREA	KOR

Playing Aera	Day	Time Schedule	PLAYING SCHEDULE				Score			
			1 - 3				1	2	3	
T.2	TUE.	10:00	1 - 3	HONG KONG CHINA	SOUTH KOREA	3	0	3	1	1
T.6	TUE.	15:30	1 - 2	HONG KONG CHINA	JAPAN	3	1	3	1	1
T.4	TUE.	17:45	2 - 3	JAPAN	SOUTH KOREA	2	3	1	3	3
						Points	6	2	4	
						Rank	1	3	2	

CLASSIFICATION		
6	1st	HONG KONG CHINA
9	2nd	SOUTH KOREA
8	3rd	JAPAN

SIGNING OF THE REFEREE

Gilles BOUVIER

### 3rd Global Games

Place :	<b>Genova (ITA)</b>
TEAM EVENT :	<b>WOMEN'S</b>

DATE :	sept/27/2011
GROUP	<b>2</b>



For para-athletes with an intellectual disability

N° Ass.	COUNTRIES	Ass.
10	POLAND	POL
4	FRANCE	FRA
13	SOUTH AFRICA	RSA

Playing Aera	Day	Time Schedule	PLAYING SCHEDULE				Score			
			1 - 3				1	2	3	
T. 7	TUE.	10:00	1 - 3	POLAND	SOUTH AFRICA	3	0	3	1	1
T. 1	TUE.	15:30	1 - 2	POLAND	FRANCE	3	0	3	1	1
T. 5	TUE.	17:45	2 - 3	FRANCE	SOUTH AFRICA	3	0	3	1	1
						Points	6	4	2	
						Rank	1	2	3	

CLASSIFICATION		
10	1st	POLAND
4	2nd	FRANCE
13	3rd	SOUTH AFRICA

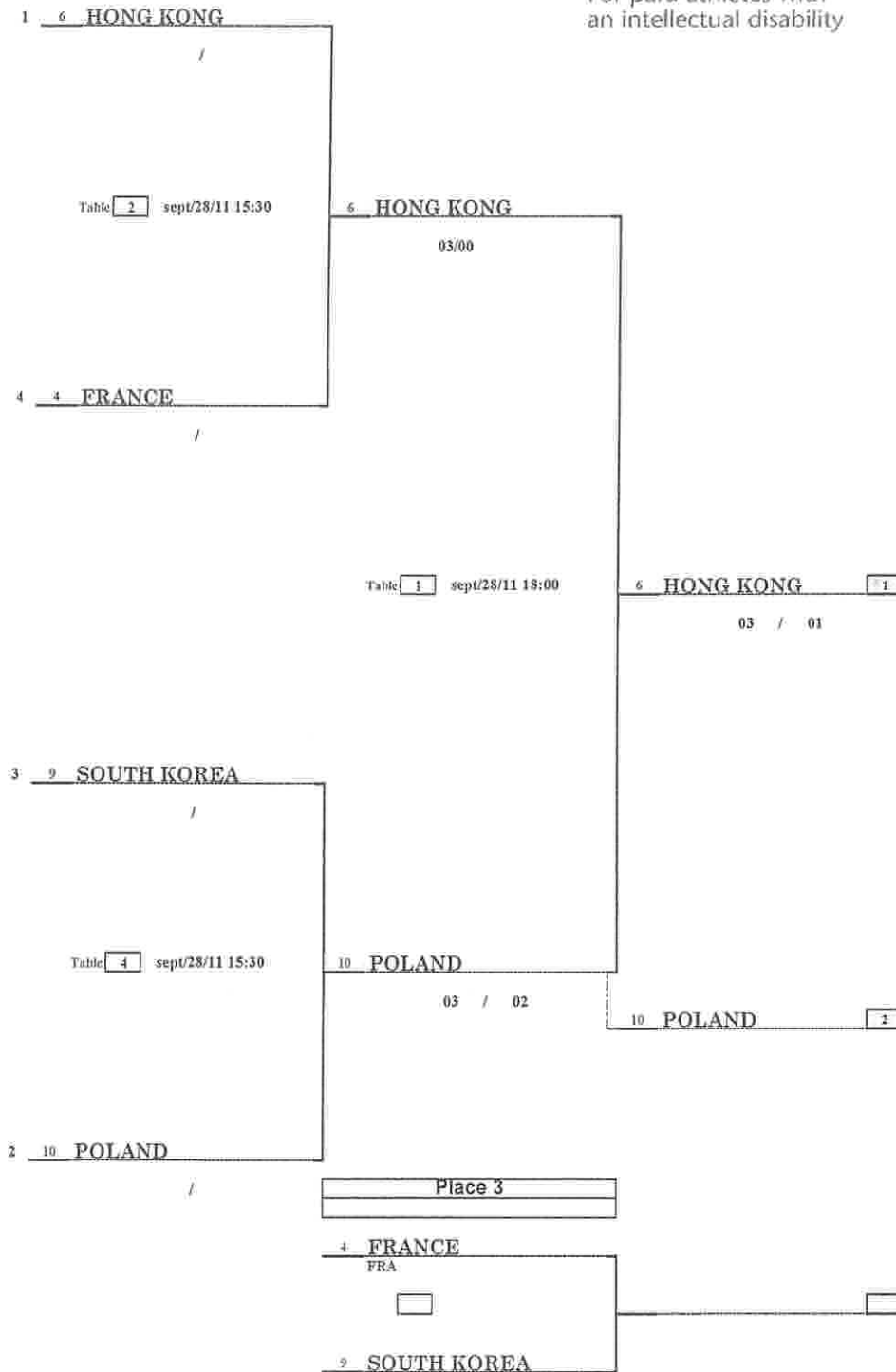
SIGNING OF THE REFEREE

Gilles BOUVIER

Semi-Final	Final	Winner
sept/28/2011 15:30	sept/28/2011 18:00	



For para-athletes with an intellectual disability



3rd Global Games  
TEAM EVENT  
WOMEN'S

### 3rd Global Games

Place :	<b>Genova (ITA)</b>
TEAM EVENT :	<b>MEN'S</b>

DATE :	<b>sept/27/2011</b>
GROUP	<b>1</b>



N° Ass.	COUNTRIES	Ass.
14	SPAIN	ESP
11	PORTUGAL	POR
3	BRAZIL	BRA

Playing Aera	Day	Time Schedule	PLAYING SCHEDULE		Score				
					1	2	3		
T. 3	TUE.	10:00	1 - 3	SPAIN	BRAZIL	3	0	3	1
T. 5	TUE.	15:30	1 - 2	SPAIN	PORTUGAL	3	0	3	1
T. 6	TUE.	17:45	2 - 3	PORTUGAL	BRAZIL	0	3	1	3
						Points	6	2	4
						Rank	1	3	2

CLASSIFICATION		
14	1st	SPAIN
3	2nd	BRAZIL
11	3rd	PORTUGAL

SIGNING OF THE REFEREE

Gilles BOUVIER

### 3rd Global Games

Place :	<b>Genova (ITA)</b>
TEAM EVENT :	<b>MEN'S</b>

DATE :	<b>sept/27/2011</b>
GROUP	<b>2</b>



N° Ass.	COUNTRIES	Ass.
10	POLAND	POL
5	GREAT BRITAIN	GBR
18	VENEZUELA	VEN

Playing Aera	Day	Time Schedule	PLAYING SCHEDULE		Score				
					1	2	3		
T. 1	TUE.	10:00	1 - 3	POLAND	VENEZUELA	3	0	3	1
T. 4	TUE.	15:30	1 - 2	POLAND	GREAT BRITAIN	3	0	3	1
T. 7	TUE.	17:45	2 - 3	GREAT BRITAIN	VENEZUELA	3	2	3	1
						Points	6	4	2
						Rank	1	2	3

CLASSIFICATION		
10	1st	POLAND
5	2nd	GREAT BRITAIN
18	3rd	VENEZUELA

SIGNING OF THE REFEREE

Gilles BOUVIER

### 3rd Global Games

Place :	<b>Genova (ITA)</b>
TEAM EVENT :	<b>MEN'S</b>

DATE :	<b>sept/27/2011</b>
GROUP	<b>3</b>



N° Ass.	COUNTRIES	Ass.
4	FRANCE	FRA
6	HONG KONG CHINA	HKG
7	ITALIA	ITA

Playing Aera	Day	Time Schedule	PLAYING SCHEDULE		Score	1	2	3	
T. 6	TUE.	10:00	1 - 3	FRANCE	ITALIA	2	3	1	3
T. 2	TUE.	15:30	1 - 2	FRANCE	HONG KONG CHINA	3	1	3	1
T. 3	TUE.	17:45	2 - 3	HONG KONG CHINA	ITALIA	1	3	1	3
						Points	4	2	6
						Rank	2	3	1

CLASSIFICATION		
7	1st	ITALIA
4	2nd	FRANCE
6	3rd	HONG KONG CHINA

SIGNING OF THE REFEREE

Gilles BOUVIER

### 3rd Global Games

Place :	<b>Genova (ITA)</b>
TEAM EVENT :	<b>MEN'S</b>

DATE :	<b>sept/27/2011</b>
GROUP	<b>4</b>



N° Ass.	COUNTRIES	Ass.
2	AUSTRIA	AUT
8	JAPAN	JPN
9	SOUTH KOREA	KOR
16	TURKEY	TUR

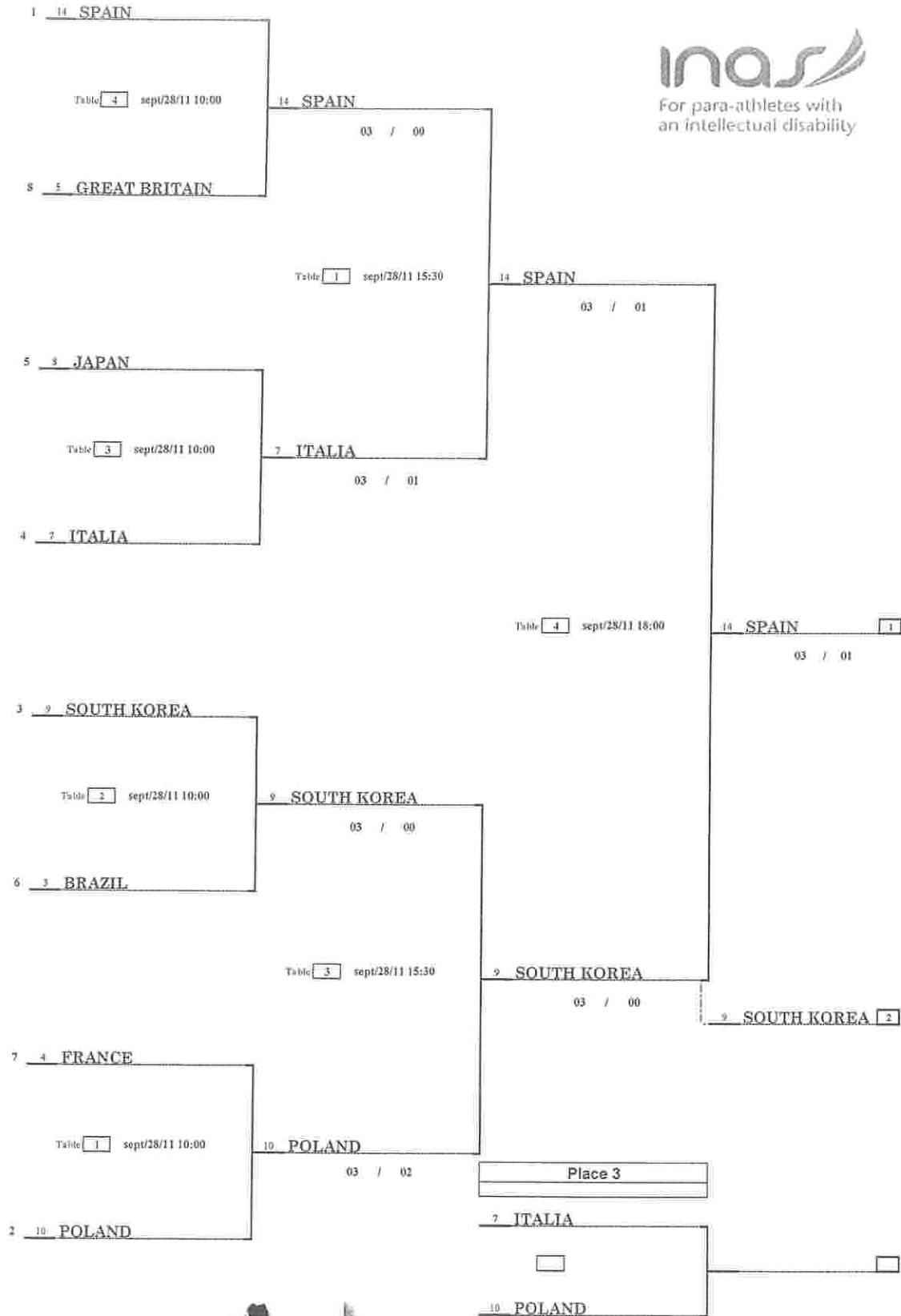
Playing Aera	Day	Time Schedule	PLAYING SCHEDULE		Score	1	2	3	4	
T. 4	TUE.	10:00	1 - 3	AUSTRIA	SOUTH KOREA	0	3	1	3	
T. 5	TUE.	10:00	2 - 4	JAPAN	TURKEY	3	0	3	1	
T. 7	TUE.	15:30	1 - 2	AUSTRIA	JAPAN	0	3	1	3	
T. 8	TUE.	15:30	3 - 4	SOUTH KOREA	TURKEY	3	0	3	1	
T. 1	TUE.	17:45	1 - 4	AUSTRIA	TURKEY	1	3	1	3	
T. 2	TUE.	17:45	2 - 3	JAPAN	SOUTH KOREA	1	3	1	3	
						Points	3	7	9	5
						Rank	4	2	1	3

CLASSIFICATION		
9	1st	SOUTH KOREA
8	2nd	JAPAN
16	3rd	TURKEY
2	4nd	AUSTRIA

SIGNING OF THE REFEREE

Gilles BOUVIER

Quarter-Final		Semi-Final		Final		Winner
sept/28/2011	10:00	sept/28/2011	15:30	sept/28/2011	18:00	



3rd Global Games  
**TEAM EVENT**  
**MEN'S**





### 500 mt. MEN FINAL

Place	Country	Name		Time	Avg. Pace
1	RSA	MAKHONKO	DANELE	01:32.3	1:32.3
2	RSA	MHLONGO	HAVY	01:33.3	1:33.3
3	RSA	SHABALALA	MBUSO	01:33.9	1:33.9
4	ITA	DI DONATO	FRANCESO	01:34.9	1:34.9
5	HKG	TSUI	KWOK MAN	01:35.4	1:35.4
6	HKG	SZETO	TUNG CHUN	01:36.6	1:36.6
7	ITA	VARESANO	LUCA	01:37.4	1:37.4
8	ITA	ALTOBELLI	ARMANDO	01:38.3	1:38.3
9	ITA	DAL VERME	CARLO	01:40.8	1:40.8
10	POR	GARROTE	NELSON	01:41.2	1:41.2
11	ITA	BORSANI	FRANCESCO	01:42.3	1:42.3
12	POR	PIRES	RICARDO	01:42.9	1:42.9
13	USA	WORLEY	BRUCE	01:43.9	1:43.9
14	USA	WORLEY	MARK	01:46.3	1:46.3
15	ITA	BRUNENGO	MATTEO	01:51.0	1:51.0
16	RSA	MLAMBO	CEBO	01:52.3	1:52.3

### 500 mt. WOMEN FINAL

Place	Country	Name		Time	Avg. Pace
1	POR	PINHO	SARA	01:48.0	1:48.0
2	ITA	QUATTROCIOCCHI	KATIA	01:54.6	1:54.6
3	HKG	LIU	WANG SIN	01:58.4	1:58.4
4	POR	LISBOA	CARLA	01:58.5	1:58.5
5	HKG	LAM	KING SHAN	01:59.1	1:59.1
6	ITA	TIEGHI	ELISABETTA	01:59.6	1:59.6
7	USA	GILBERT	SARA	02:00.7	2:00.7
8	ITA	SAPIA	MARTA	02:02.9	2:02.9
9	ITA	INDELICATO	GIORGIA	02:19.5	2:19.5



### 1000 mt. MEN FINAL

Place		Name	Time	Avg. Pace
1	HKG	TSUI KWOK MAN	03:21.1	1:40.6
2	ITA	DI DONATO FRANCESCO	03:24.6	1:42.3
3	HKG	SZETO TUNG CHUN	03:24.9	1:42.5
4	RSA	MHLONGO HAVY	03:29.1	1:44.6
5	POR	GARROTE NELSON	03:30.8	1:45.4
6	ITA	VAREANO LUCA	03:32.4	1:46.2
7	ITA	ALTOBELLI ARMANDO	03:33.7	1:46.8
8	RSA	MAKHONCO BANELE	03:34.1	1:47.1
9	RSA	SHABALALA MBUSO	03:34.5	1:47.2
10	ITA	DAL VERME CARLO	03:35.9	1:48.0
11	ITA	BORSANI FRANCESCO	03:37.9	1:48.9
12	POR	PIRES RICARDO	03:45.1	1:52.6
13	ITA	BRUNENGO MATTEO	04:00.2	2:00.1
14	RSA	MLAMBO CEBO	04:39.5	2:19.8

### 1000 mt. WOMEN FINAL

Place		Name	Time	Avg. Pace
1	POR	PINHO SARA	03:57.0	1:58.5
2	HKG	LIU WANG SIN	04:03.4	2:01.7
3	HKG	LAM KING SHAN	04:08.3	2:04.1
4	ITA	QUATTROCIOCCHI KATIA	04:10.3	2:05.1
5	USA	GILBERT SARA	04:12.2	2:06.1
6	POR	LISBOA CARLA	04:12.4	2:06.2
7	ITA	TIEGHI ELISABETTA	04:12.4	2:06.2
8	ITA	SAPIA MARTA	04:23.2	2:11.6
9	ITA	INDELICATO GIORGIA	04:59.4	2:29.7




## 4 x 500 mt. MIXED RELAY

September, 30, 2011

Place	Team	Name	time	Avg. Pace
1	POR	PIRES RICARDO PINHO SARA GARROTE NELSON LISBOA CARLA	07:15.7	1:48.9
2	HKG	TSUI KWOK MAN SZETO TUNG CHUN LIU WANG SIN LAM KING SHAN	07:16.1	1:49.0
3	ITA 1	DI DONATO FRANCESCO VARESANO LUCA TIEGHI ELISABETTA SAPIA MARTA	07:19.6	1:49.9
4	ITA 2	ALTOBELLI ARMANDO DAL VERME CARLO QUATTROCIOCCHI KATIA INDELICATO GIORGIA	07:53.7	1:58.4

**4 x 1000 mt. MIXED RELAY****1 October 2011**

<b>Place</b>	<b>Team</b>	<b>Name</b>	<b>time</b>	<b>Avg. Pace</b>
1	POR	PIRES RICARDO PINHO SARA GARROTE NELSON LISBOA CARLA	15:08.8	1:53.6
2	HKG	TSUI KWOK MAN SZETO TUNG CHUN LIU WANG SIN LAM KING SHAN	15:10.1	1:53.8
3	ITA 1	DI DONATO FRANCESCO VARESANO LUCA TIEGHI ELISABETTA SAPIA MARTA	15:32.9	1:56.6
4	ITA 2	ALTOBELLI ARMANDO DAL VERME CARLO QUATTROCIOCCHI KATIA INDELICATO GIORGIA	16:34.3	2:04.3



## Water race 28 SEPTEMBER 2011

### FINALS

h. 11,00

<b>1°</b> Lane 1	b	KING SHAN LAM	5:09.67
<b>HKG</b>	2	WANG SIN LIU	
	3	KWOK MAN TSUI	
	s	TUNG CHUN SZETO	
	Cox	LAI YIN CHEUNG	
<b>2°</b> Lane 3	b	DAL VERME CARLO	5:28.04
<b>POR/</b>	2	NELSON GARROTE	POR
<b>ITA</b>	3	QUATTROCIOCCHI KATIA	
	s	ALTOBELLI ARMANDO	
	Cox	ROVERA FEDERICA	
<b>3°</b> Lane 2	b	INDELICATO GIORGIA	5:38.15
<b>ITA</b>	2	TIEGHI ELISABETTA	
	3	BRUNENGO MATTEO	
	s	BORSANI FRANCESCO	
	Cox	ZOPPI FEDERICO	
<b>4°</b> Lane 4	b	SAPIA MARTA	5:59.73
<b>RSA/</b>	2	VARESANO LUCA	
<b>ITA</b>	3	MHLONGO HAVY	RSA
	s	MAKHONCO BANELE	RSA
	Cox	PANIZZA FAUSTO	

